

# Biopharmaceutical Sector Impact on the economy of NJ

Supports High Quality Jobs in NJ



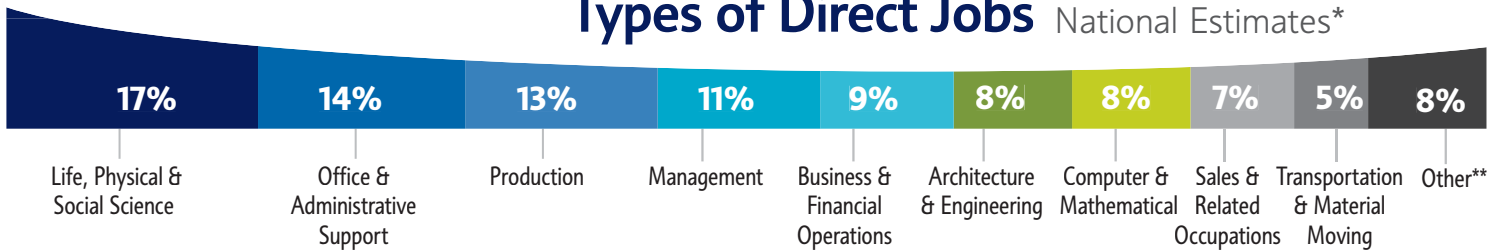
**70,991** Direct Jobs

The Biopharmaceutical sector directly supported 70,991 jobs in New Jersey in 2011. These jobs are often high-skill, high-wage professions.

**322,049** Total Jobs

The industry also supported another 251,058 jobs outside the biopharmaceutical sector, for a total of 322,049 jobs. These additional jobs are with vendors and suppliers such as construction companies and I.T. companies, and jobs generated by the sector's employees such as day care centers and restaurants.

## Types of Direct Jobs National Estimates\*




**Total Personal Taxes**  
\$2.3B

**Total Compensation**  
\$10.9B


Direct biopharmaceutical wages and benefits in New Jersey were estimated to be \$10.9 billion in 2011, resulting in an estimated \$2 billion in federal taxes and \$266 million in state taxes.

### Average Compensation per Direct Employee in 2011




## Economic Output Supported

Economic output represents the value of the goods and services produced by a sector. In 2011 the biopharmaceutical sector directly generated \$43.3 billion in economic output in New Jersey, and supported another \$43.7 through its vendors and suppliers and through the economic activity of its workforce.



**\$87B** in Total Economic Output in NJ

### Direct Output per Direct Employee in 2011



\*Types of direct biopharmaceutical jobs are nationwide estimates and are for 2012. All other estimates are state-specific estimates for 2011.

\*\*Other occupations include areas such as Installation, Maintenance, & Repair (2%), Healthcare Practitioners (2%), Arts, Design, & Media (1%), and Building & Grounds Maintenance (1%), among others.