

**Fiscal 2009**

# **BUDGET**



**Jon S. Corzine, Governor**

**R. David Rousseau  
Acting State Treasurer**

**Charlene M. Holzbaaur  
Director**

**Robert L. Peden  
Deputy Director**

**Gary J. Brune  
Associate Director**

**Jacki L. Stevens  
Assistant Director**

**Office of Management and Budget**

**February 26, 2008**

This document is available via the Internet at <http://www.state.nj.us/treasury/omb>



**State of New Jersey**

OFFICE OF THE GOVERNOR  
PO Box 001  
TRENTON NJ 08625-0001

JON S. CORZINE  
Governor

**FISCAL YEAR 2009 BUDGET  
OF  
JON S. CORZINE  
GOVERNOR OF NEW JERSEY  
TRANSMITTED TO THE FIRST ANNUAL SESSION  
OF THE TWO HUNDRED THIRTEENTH LEGISLATURE**

**Mr. President, Mr. Speaker, Members of the Legislature:**

In accordance with the provisions of C.52:27B-20, I hereby submit my budget recommendations for fiscal year 2008 - 2009.

This document provides a summary of my recommendations, and outlines the key aspects of my overall financial plan for the governmental services to be provided by the State to the Citizens of New Jersey.

The budget detail, including information on specific line items of appropriations, will be submitted to the Legislature separately.

Respectfully submitted,

JON S. CORZINE  
Governor of New Jersey

Attest:

Edward J. McBride, Jr.  
Chief Counsel to the Governor

February 26, 2008

## **FY 2009 Budget Executive Summary**

The proposed FY 2009 Budget has been reduced by \$500 million compared to the FY 2008 Budget signed into law last June. Actual reductions, however, total \$2.7 billion in order to offset mandatory cost pressures that would have otherwise brought spending to \$35.7 billion in the next fiscal year. With all cuts and restraints combined, FY 2009 appropriations total \$32.97 billion, compared to \$33.47 billion in the FY 2008 Appropriations Act.

The FY 2009 Budget represents a turning point in the fiscal management of the State. New Jersey has historically taken a short term view to balancing the budget. With reliance on short term fixes, non-recurring revenues, one-time actions and reductions to support higher spending, budgets to date have simply failed the most fundamental test of matching recurring expenses with recurring revenues. As we approach FY 2009 and beyond, the choices we face today have been set in large part by the decisions of yesterday. This budget begins the process of unwinding the ties that bind New Jersey's ability to fund its priorities and prevent our citizenry from controlling their own fiscal destiny. However, simply cutting expenditures is not sufficient.

Changing course will be neither easy nor painless. This budget resets our spending to more closely match our revenues and thus requires many unpleasant choices about which activities, services and benefits are most critical.

The choices are unavoidable, because the revenues to sustain current levels of appropriations are simply unavailable. Below are some of the significant aspects of the FY 2009 Budget:

- Reduces the size and the cost of government by over \$350 million;
- Provides \$16.7 billion in property tax relief, an increase over the current year, including \$11.5 billion in support for preschool-12 education and funding for the new school formula;
- Reduces the reliance on non-recurring resources from \$1.8 billion to less than \$600 million;
- Protects programs that provide public safety and those programs that service and protect the needs of the most vulnerable;
- Incorporates fair and common sense apportionment of reductions.

Finally, the budget **DOES NOT RELY ON ANY NEW OR INCREASED TAXES.**

As with the current year, nearly three-quarters of the budget will continue to support State aid and grants, which reach millions of New Jerseyans through hundreds of valued programs, ranging from property tax rebates for working families to prescription assistance to our senior citizens. Hundreds of millions of dollars in budget reductions are recommended, but great care has been taken to blunt the impact on this majority portion of State spending.

## ***Defining the Problem and How it was Solved***

When the FY 2009 Budget planning process began in earnest last fall, baked in spending pressures grew the budget from the \$33.47 billion in the current FY 2008 Budget to an estimated \$35.7 billion. This growth was based on contractual, mandatory and statutory increases including over \$500 million in additional costs for the new school funding formula.

As the process moved forward, it became clear that the growth in revenues fell far short of matching the pace of spending growth. Revenues were projected to total less than \$32.5 billion.

The difference between the projected revenues of \$32.5 billion and the projected spending level of \$35.7 billion represented the \$3.2 billion structural shortfall. In keeping with the principle to not close this shortfall through new or increased taxes, we approached budget balancing through spending constraints, reductions and other actions.

We closed the \$3.2 billion structural gap with \$2.7 billion in actions that impact spending and using a \$500 million portion of the \$834 million of excess surplus that is projected by the end of the current year.

Nearly \$1.7 billion, or over 61%, of the spending actions are actual reductions to the base budget. The other \$1 billion represents reductions or limitations of growth and other actions to offset spending.

## ***Reducing the Size and Cost of Government***

The budget will reduce the size and cost of State government by over \$350 million and the number of employees by a minimum of 3,000 through a combination of an Early Retirement Incentive Program (ERI), attrition and targeted layoffs. The operating budgets of the executive departments have been decreased directly by \$193 million. For the first time in the last 35 years EVERY executive branch department will have its operating budget reduced. In addition, departments will have to realize the impact of savings of \$136 million from the Early Retirement Program and \$25 million through procurement efficiencies.

The budget calls for the elimination of three Cabinet level agencies – the Departments of Agriculture and Personnel and the Commerce Commission. The essential functions of these agencies will be consolidated into other executive branch departments or agencies. These savings result from the elimination of administrative functions, including three cabinet level positions, and efficiencies gained through consolidation.

The budget for the executive branch includes \$209 million in employee related savings through an ERI, targeted layoffs and the elimination of funding for positions that have

been vacant due to the hiring freeze that has already reduced the payroll by nearly 2,000 employees since Governor Corzine took office.

The Judiciary and the Legislature also will face reductions of \$27 million and \$1 million, respectively.

In contrast to previous early retirement programs, this initiative will provide strict controls on the back filling of employees so as to not erase ERI cost saving benefits to the State.

The combination of initiatives to reduce the number of State employees is anticipated to induce departments and agencies to further streamline and prioritize their functions and programs.

### ***Increasing Property Tax Relief and Support for Education and the New School Funding Formula***

Despite the need to reduce spending by \$2.7 billion, total recurring property tax relief will increase by \$73 million from the amount spent in the current year. This budget will provide nearly \$16.7 billion in total property tax relief which still represents more than 50% of the budget.

The core components of the property tax relief include:

- \$11.5 billion in support of preschool-12 education;
- \$2.5 billion in direct relief to taxpayers;
- \$1.8 billion in aid to municipalities; and
- \$800 million in other local aid

The \$11.5 billion in support of preschool-12 education is \$600 million above the FY 2008 appropriation, and represents over one-third of the total budget. Of this increase, approximately \$530 million is in the form of additional direct aid to school districts under the new school funding formula, which increases relief to all school districts, including boosts of 10% to 20% to a majority of the districts.

Despite fiscal pressures, this budget allocates \$2.5 billion for direct property tax relief. This funding ensures that 1.6 million homeowners will continue to receive average rebates of approximately \$1,000.

In all, 90% of homeowners will continue to receive rebates while 1.2 million homeowners, or 70%, will receive the same rebate amount that they received last year. The preservation of these benefits is achieved, and more than \$300 million in savings are realized, by reducing income eligibility limits – from \$250,000 to \$150,000 – and lowering the level of rebates for those between \$100,000 and \$150,000 from 15% of property taxes paid to 10%.

The increase in rebates provided to renters in the current budget will be rolled back to the previous level with the exception of the inflationary increase that was provided in FY 2008. A portion of the savings from this change will be redirected to vouchers for rental assistance.

This budget will also provide \$169 million in funding for the Senior Tax Freeze program, an increase of \$16 million, or more than 10%. The program will provide 158,000 residents with checks averaging \$1,069, which is \$125 more than FY 2008 average checks. The Governor is also proposing that the income limit for the program be increased to \$75,000 and that these 150,000 to 200,000 newly eligible homeowners would receive a reimbursement of two thirds of their property tax increase.

The budget will also include a reduction in the level of aid to municipalities. The budget will provide over \$1.8 billion in aid to municipalities, a decrease of approximately \$190 million, which represents less than 10% of the amount provided in the current year.

A portion of the reduction in municipal aid will be targeted to those municipalities with populations of less than 10,000. This group of towns will be given priority standing in the awarding of the \$32 million in grants from a state fund that encourages consolidation and shared services.

### ***Reducing Reliance on Non-Recurring Resources***

Continuing the trend of the first two Corzine Administration budgets, the use of non-recurring resources, excluding prior year surplus, has been decreased from \$220 million to \$69 million. This represents a 96% reduction from the \$2.7 billion average during the FY 2003 to FY 2006 period.

This budget will, however, still require the use of \$500 million of the \$834 million excess surplus that is anticipated to be available at the end of the current year. In comparison, the FY 2008 Budget relied on nearly \$1.6 billion of excess surplus to support spending.

The unused portion of the excess surplus will be deposited into a special reserve fund to support long term liabilities such as pensions, including the cost of the proposed Early Retirement Program and post retirement medical benefits, as well as funding necessary capital investment.

### ***Fair and Common Sense Apportionment of Reductions***

As was noted in the section on how the budget was balanced, nearly \$1.7 billion of the \$2.7 billion in spending actions represent actual reductions in base spending levels. The reduction in the size and cost of government discussed in the previous section is \$350 million of the \$1.7 billion. The remainder of the actual reductions in spending necessarily impact the nearly 75% of the budget that is distributed in the form of State aid and grants.

The budget attempts to spread the impact of these reductions as evenly as possible so that no one area or group of citizens is disproportionately affected.

### **Higher Education**

The budget will provide overall support for higher education of \$2.098 billion, which represents an overall reduction of \$76 million from the \$2.174 billion spent in the current year.

State support for the senior public colleges and universities will total \$1.437 billion, a decrease of \$63 million from the current level of \$1.499 billion. Direct operating support for the state's public colleges and universities will decrease from \$901 million to \$805 million. This reduction will be offset by the State providing over \$38 million to fund negotiated salary increases.

The State support for the county colleges will total \$222 million, a decrease of \$11 million from the current level of \$233 million. Direct operating aid will be decreased by 10%, from \$163 million to \$147 million, while State support for debt service on capital projects will increase from \$35 million to \$40 million.

The State support for the private colleges and universities will also be reduced by 10% from \$20 million to \$18 million.

The budget will provide \$323 million in funding for various tuition assistance programs, a net increase of \$14 million. The Tuition Aid Grant (TAG) program will receive \$245 million in funding, a net increase of \$15 million. The program, however, will be adjusted to limit the TAG awards to incoming freshmen at the State's private colleges and universities to the level of TAG awards at Rutgers. In addition, the Outstanding Scholars program will continue to be phased out and income limits will be placed on the NJ STARS program.

### **Hospitals**

The budget will provide \$902 million in State and federal support for hospitals' Charity Care, Hospital Relief payments, Graduate Medical Education (GME), cancer grants and other programs. This is a reduction of \$143.5 million from the current \$1.045 billion level.

The budget will provide \$608 million for the Charity Care program, a reduction of \$108 million from the current level of \$716 million. The formula to distribute these funds will be adjusted to maintain necessary support for essential hospitals and updated based on current service data. A portion of the \$608 million will not be distributed but instead will be held in a newly created Hospital Stabilization Fund to assist hospitals facing specific financial needs during the fiscal year.

In addition, the budget will reduce Hospital Relief Offset Payments from \$203 million to \$183 million and the Graduate Medical Education program will be reduced from \$60 million to \$50 million. A new \$15 million appropriation will be included to support hospitals that plan to close facilities through the use of the Hospital Asset Transformation Program.

Finally, grants for cancer facilities and research will be reduced from \$66.5 million to \$46 million. A portion of the money will be allocated to the nationally designated Cancer Institute of New Jersey in New Brunswick as well as appropriations to support debt service at specific facilities. The final portion will be available for grants to other cancer centers for research funding and will be distributed based on the determination of the Commissioner of Health and Senior Services.

### **Other Areas**

On a much smaller scale the budget impacts other programs that the State supports such as arts, history and tourism funding and many other important programs. The budget impact on these programs is presented in a more detailed section of the Budget in Brief.

In spite of the fact that the budget decreases overall, there are some important increases in the budget not previously mentioned. These represent important commitments and include \$60.9 million for community placement costs for the Divisions of Developmental Disabilities and Mental Health Services, a \$60 million increase in support for NJ Transit, and \$41 million to annualize the Cost-of-Living increase for Community Providers. There is also \$15 million to enhance the State Rental Assistance Program.

### ***Conclusion***

The \$32.969 billion budget proposed by the Governor delivers on the first component of the four point program outlined in the State of the State address. In fact, it exceeds the goal of freezing spending by actually reducing spending by over \$500 million.

This budget also takes a step toward achieving the second component of the Governor's plan by significantly reducing the use of non-recurring revenues and moving the budget toward a balance between spending and recurring revenues. Legislation will be needed to require the Executive and Legislative branches of government to limit growth in future spending to certifiable revenues.

The third component of the Governor's plan will require that the voters be allowed to amend the New Jersey Constitution to limit future state borrowing.

Finally, there must be a continued discussion to develop realistic alternatives to pay down the State's debt and fund vital capital investments.

The ability to pay down the State's debt and reduce the annual debt service is an important component to limiting future spending increases while at the same time maintaining programs and services. Preliminary estimates reflect that even after the precedent-setting actions taken in this budget to cut spending and reduce the reliance on non-recurring actions, the State is still likely to face a structural deficit of approximately \$1.7 billion in FY 2010, even without meeting an actuarially required contribution to the State's pension fund. State revenue increases simply cannot keep pace with increases in mandatory spending. The reduction in half of the State's debt would result in a debt service savings of at least \$1 billion, which would be just over one-half of the projected deficit for FY 2010. The reduction in debt service is an action that has no impact on any State service or program. Absent a reduction in an area such as debt service, the State will continually need to reduce base spending to offset mandatory and contractual increases.

## *FY 2009 Budget Highlights*

Budget spends \$500 million less than the current budget.

Budget includes \$2.7 billion in actions to reduce spending to offset growth areas.

Budget reduces the size and cost of government by \$350 million through reductions in workforce, consolidation of departments and other actions.

Every Executive branch department operating budget is reduced.

Budget increases bring total funding for property tax relief to \$16.7 billion – approximately 50% of the budget.

Budget protects core responsibilities of government – educating our children; providing public safety; and caring for the most vulnerable.

Budget dramatically reduces the gap between recurring revenues and recurring expenses by significantly reducing one time revenues from \$1.8 billion to less than \$600 million.

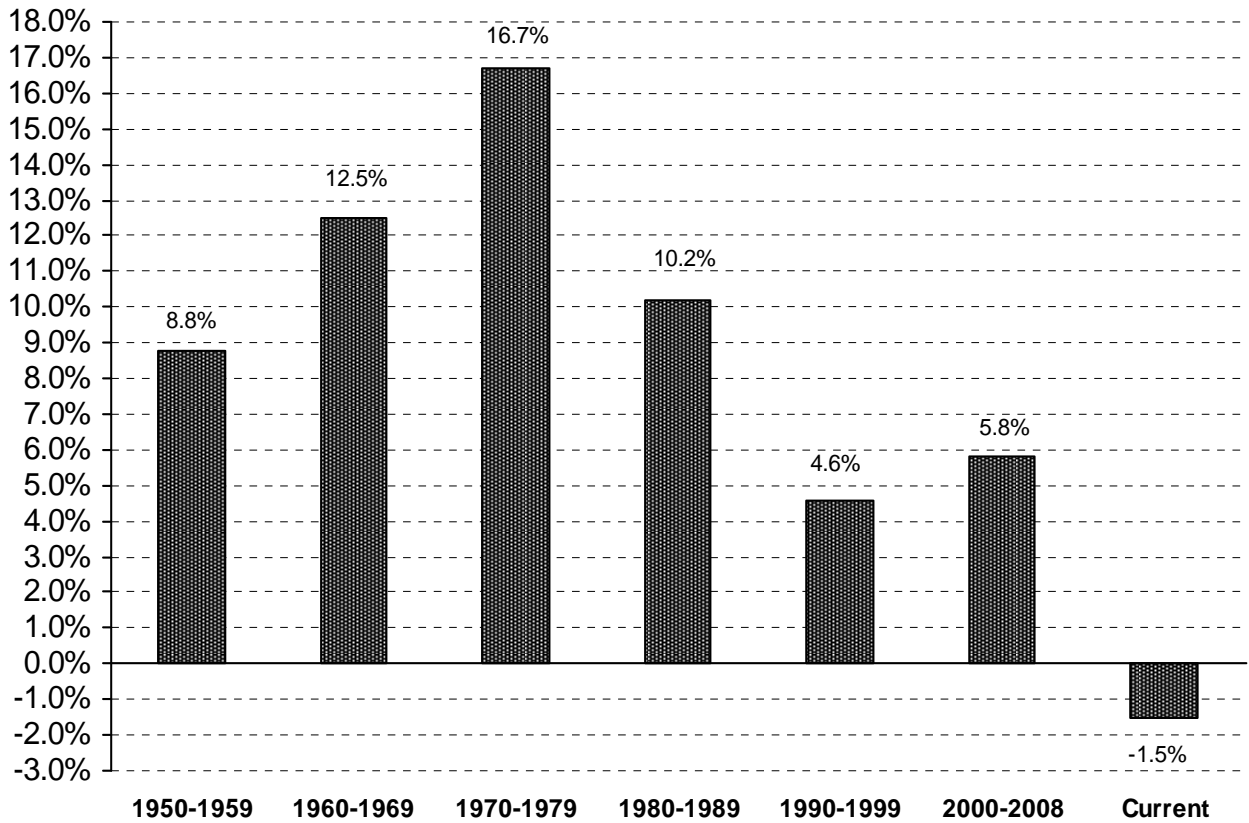
Budget does not include any new or increased taxes.

# *The FY 2009 Budget*

(In Millions)

|  | FY 2008            |               | FY 2009   |               | Change            |              |
|--|--------------------|---------------|-----------|---------------|-------------------|--------------|
|  | Adjusted<br>Approp |               | Budget    |               | \$                | %            |
| <b>Opening Surplus</b>                                       | \$                 | 2,588         | \$        | 1,434         | \$ (1,154)        | (44.6)       |
| Revenues   |                    |               |           |               |                   |              |
| Income   |                    | 12,212        |           | 12,926        | 714               | 5.8          |
| EITC Expansion   |                    | (40)          |           | (60)          | (20)              | 50.0         |
| Sales  |                    | 8,490         |           | 8,710         | 220               | 2.6          |
| Corporate  |                    | 2,675         |           | 2,460         | (215)             | (8.0)        |
| Other  |                    | 8,635         |           | 8,433         | (202)             | (2.3)        |
| Total Revenues   | \$                 | 31,972        | \$        | 32,469        | 497               | 1.6          |
| Lapses   |                    | 493           |           |               |                   |              |
| <b>Total Resources</b>                                       | <b>\$</b>          | <b>35,053</b> | <b>\$</b> | <b>33,903</b> | <b>\$ (1,150)</b> | <b>(3.3)</b> |
| Appropriations   |                    |               |           |               |                   |              |
| Original   | \$                 | 33,471        | \$        | 32,969        | (502)             | (1.5)        |
| Supplemental   |                    | 148           |           |               |                   |              |
| <b>Total Appropriations</b>                                  | <b>\$</b>          | <b>33,619</b> | <b>\$</b> | <b>32,969</b> | <b>\$ (650)</b>   | <b>(1.9)</b> |
| <b>Fund Balance</b>  | <b>\$</b>          | <b>1,434</b>  | <b>\$</b> | <b>600</b>    |                   |              |
| <b>Long Term Obligation and<br/>Capital Expenditure Fund</b> |                    |               | <b>\$</b> | <b>334</b>    |                   |              |

# Average Change in Budgets Over Almost 6 Decades



Data compares Recommended Budget to the Prior Fiscal Year's Appropriations Act

***FY 2008 Revenues***

(In Millions)

|              | <b>FY2007<br/>CAFR</b>  | <b>FY2008<br/>Approp.<br/>Act<br/>Revenues</b> | <b>FY2008<br/>Adjusted<br/>Revenues</b> | <b>Change to CAFR</b> |          |
|--------------|-------------------------|--|---|-----------------------|----------|
|              |                         |  |   | <b>\$</b>             | <b>%</b> |
| Income       | \$ 11,727               | \$ 12,379                                      | \$ 12,172                               | \$ 445                | 3.8      |
| Sales        | 8,181                   | 8,480  | 8,490                                   | 309                   | 3.8      |
| Corporate    | 2,997                   | 2,520  | 2,675                                   | (322)                 | (10.7)   |
| Other*       | <u>8,304</u>            | <u>8,497</u>                                   | <u>8,635</u>                            | <u>331</u>            | 4.0      |
| <b>Total</b> | <b><u>\$ 31,209</u></b> | <b><u>\$ 31,876</u></b>                        | <b><u>\$ 31,972</u></b>                 | <b><u>\$ 763</u></b>  | 2.4      |

\* All Sales Tax and Corporation Business Taxes on Energy are included in Other.

***FY 2009 Revenues***

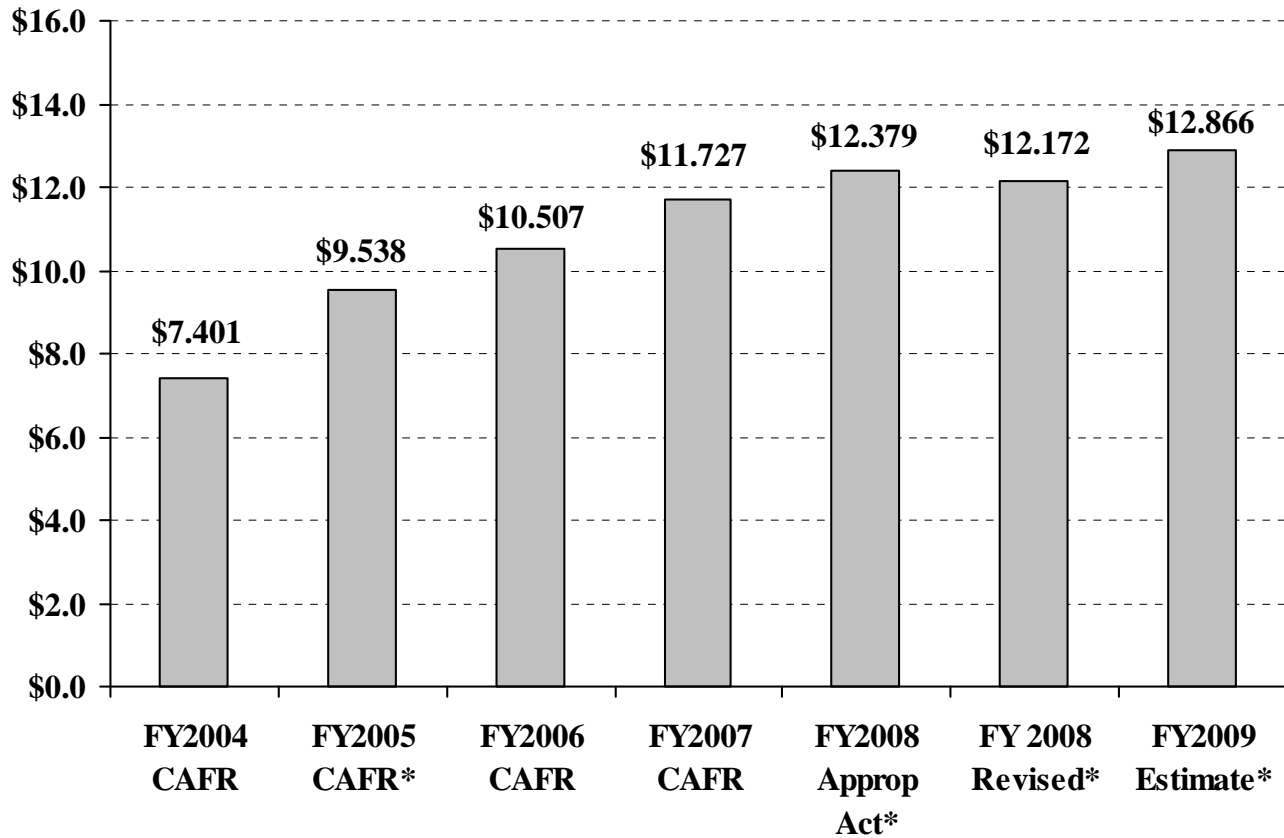
(In Millions)

|              | <b>FY2008<br/>Adjusted<br/>Revenues</b> | <b>FY2009<br/>Budget</b> | <b>Change</b>        |            |
|--------------|---|--------------------------|----------------------|------------|
|              |   |                          | <b>\$</b>            | <b>%</b>   |
| Income       | \$ 12,172                               | \$ 12,866                | \$ 694               | 5.7        |
| Sales        | 8,490                                   | 8,710                    | 220                  | 2.6        |
| Corporate    | 2,675                                   | 2,460                    | (215)                | (8.0)      |
| Other*       | <u>8,635</u>                            | <u>8,433</u>             | <u>(202)</u>         | (2.3)      |
| <b>Total</b> | <b><u>\$ 31,972</u></b>                 | <b><u>\$ 32,469</u></b>  | <b><u>\$ 497</u></b> | <b>1.6</b> |

\* All Sales Tax and Corporation Business Taxes on Energy are included in Other.

# GROSS INCOME TAX

(In Billions)



\*These revenues include changes in tax policy.

FY 2005 – Tax rate increase on incomes of \$500,000 or greater

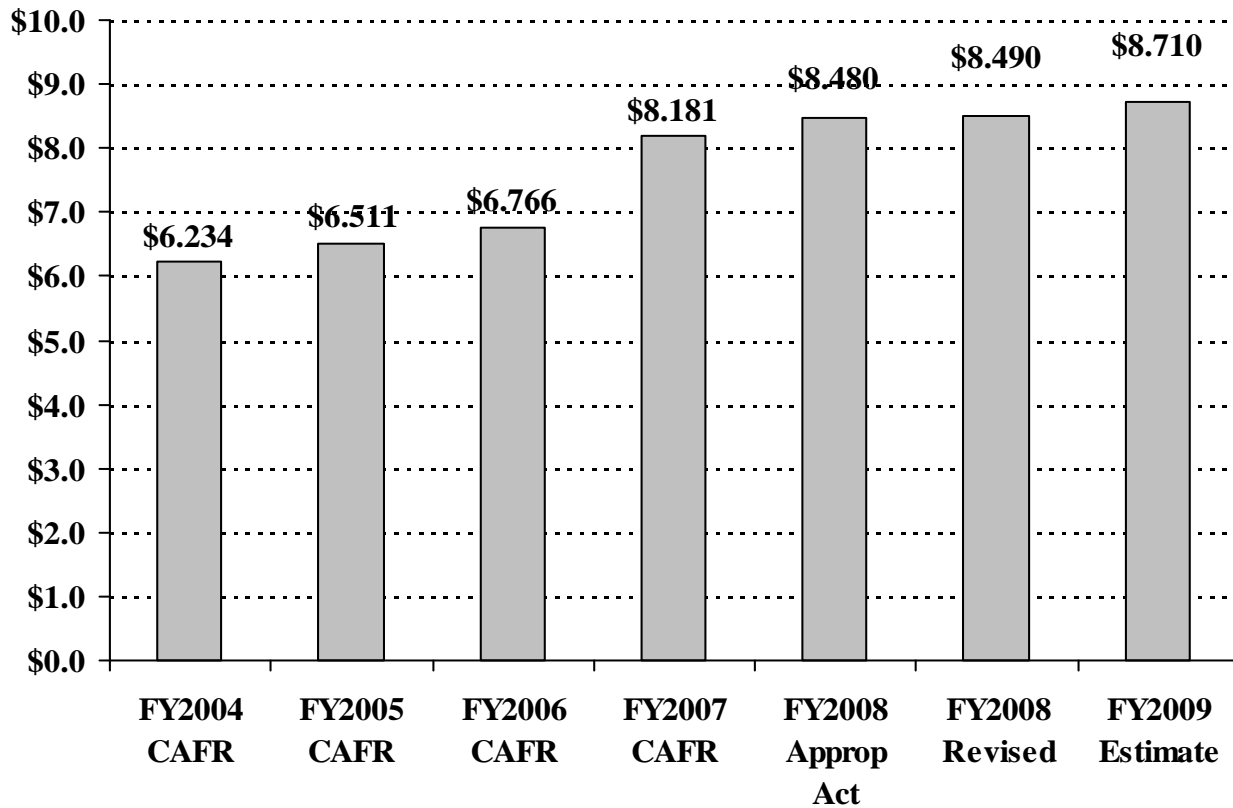
FY 2008 – EITC Expansion (AA - \$36 million; Revised - \$40 million)

FY 2009 – EITC Expansion (\$60 million)

CAFR – Comprehensive Annual Financial Report

# SALES TAX

(In Billions)



FY2007 had a change in tax policy.

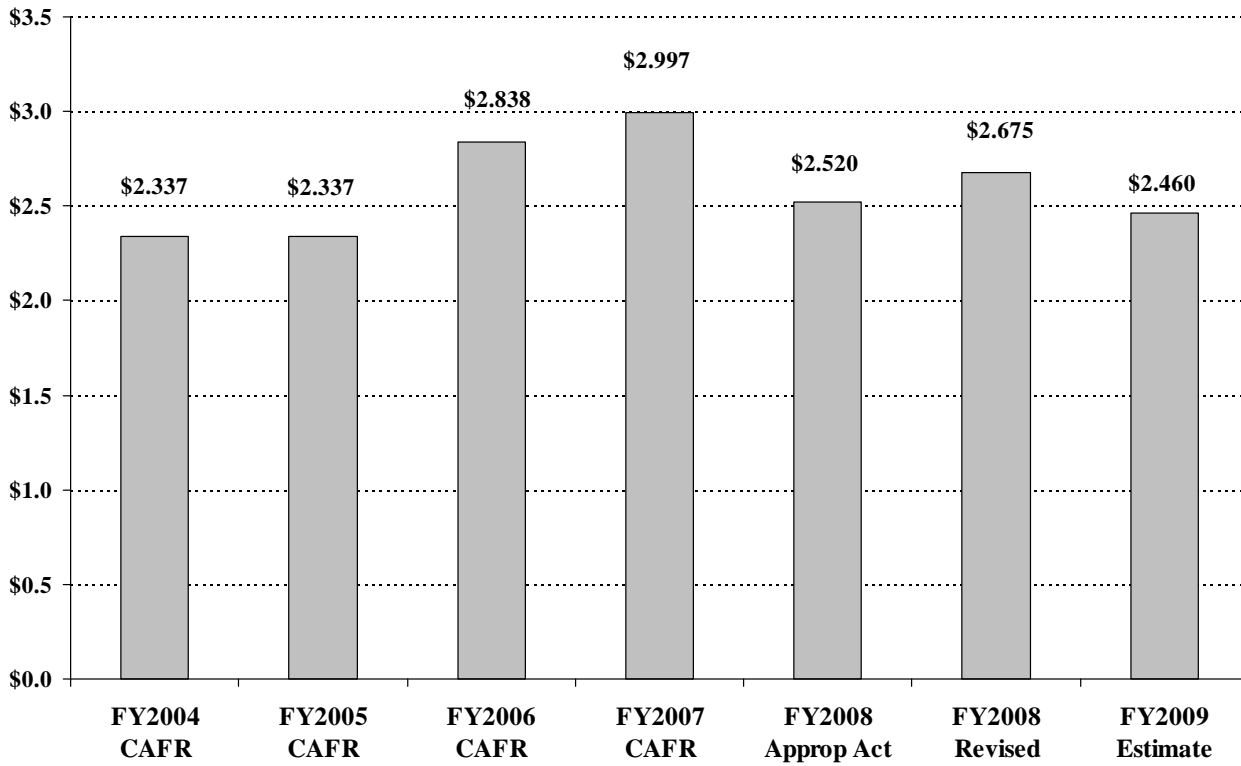
- increase in Sales Tax rate from 6% to 7%
- broadened Sales Tax base

Sales Tax excludes the tax on energy

CAFR – Comprehensive Annual Financial Report

# ***CORPORATION BUSINESS TAX***

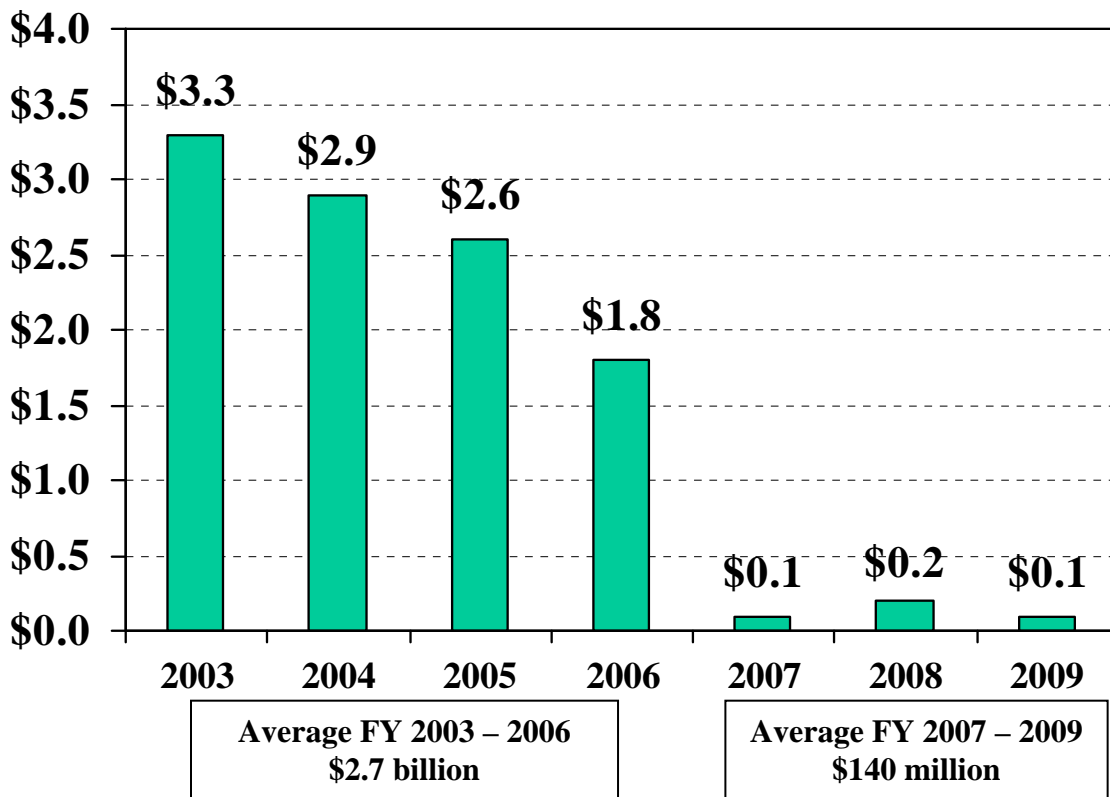
(In Billions)



Corporation Business Tax excludes the tax on energy  
 CAFR – Comprehensive Annual Financial Report

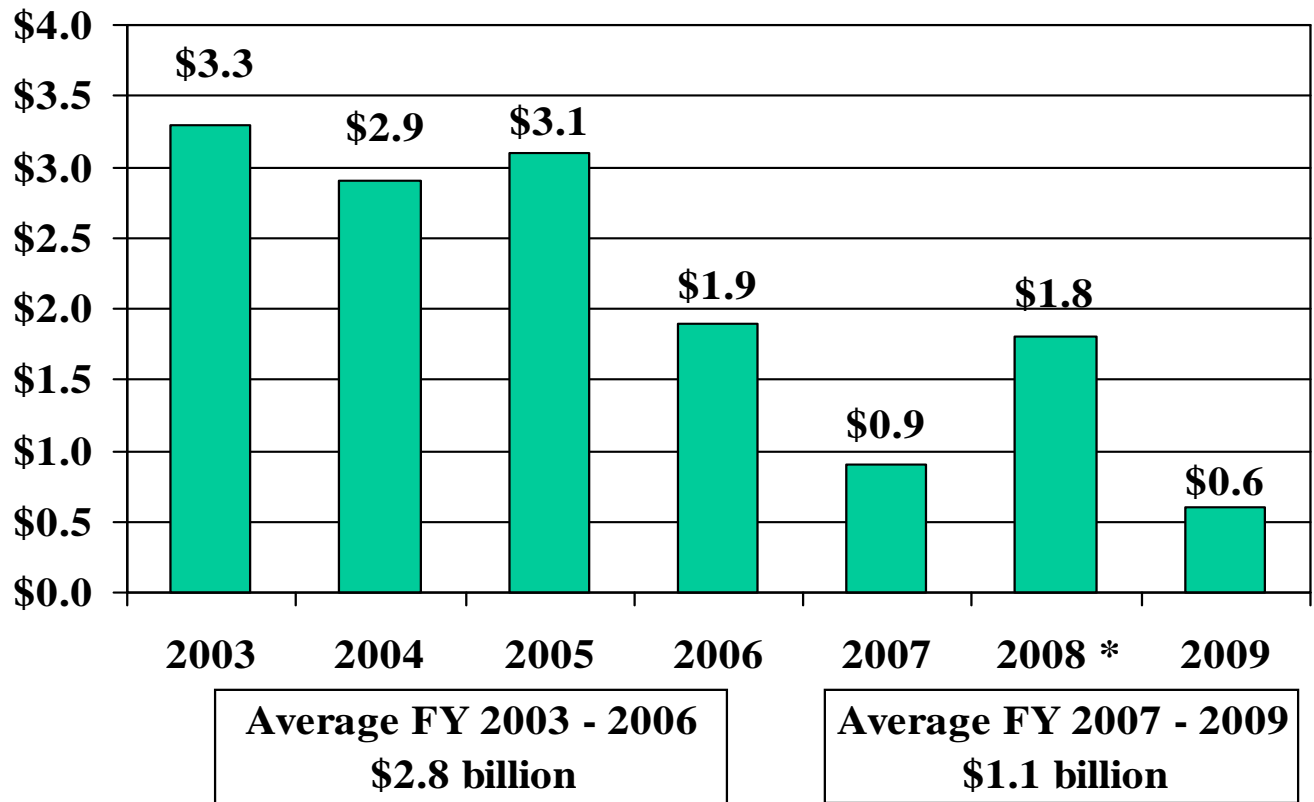
## *Diversions from Dedicated Funds Down by 96% Compared to FY 2003 – FY 2006*

(In Billions)



## *Diversions from Dedicated Funds and Prior Year Surpluses*

(In Billions)



\* Includes \$650 million of deferred Sales Tax revenue

# *Diversions from Dedicated Funds Down by 96%*

## *Compared to FY 2003 - FY 2006*

(In Millions)

|  | FY 2003  | FY 2004  | FY 2005  | FY 2006  | FY 2007 | FY 2008  | Gov<br>Budget<br>FY 2009 |
|--|----------|----------|----------|----------|---------|----------|--------------------------|
| Tobacco Securitization                       | \$ 1,557 | \$ 1,612 | \$ -     | \$ -     | \$ -    | \$ -     | \$ -                     |
| New Revenue Securitization                   | -        | -        | 1,930    | -        | -       | -        | -                        |
| Unemployment Insurance Fund                  | 325      | 325      | 100      | 350      | -       | -        | -                        |
| Millionaire's Tax - Retroactive Impact       | -        | -        | 156      | -        | -       | -        | -                        |
| Federal Stimulus                             | 106      | 433      | -        | -        | -       | -        | -                        |
| PAAD Waiver                                  | 147      | 148      | -        | -        | -       | -        | -                        |
| CBT Accelerated Payments                     | 651      | -        | -        | -        | -       | -        | -                        |
| Car Registration Acceleration                | -        | -        | 16       | 22       | 22      | 6        | -                        |
| Unclaimed Property                           | 100      | -        | -        | -        | -       | -        | -                        |
| State Disability Fund                        | -        | 30       | 110      | -        | 50      | 75       | -                        |
| Securities Enforcement Collections           | -        | 10       | 2        | -        | -       | -        | -                        |
| Real Estate Guarantee                        | -        | 1        | -        | -        | -       | -        | -                        |
| NJ Redevelopment Authority                   | -        | 9        | -        | -        | -       | -        | -                        |
| Hotel Revenue State Share                    | -        | 25       | -        | -        | -       | -        | -                        |
| Economic Development Authority               | -        | 30       | 2        | 2        | -       | -        | -                        |
| Toll Road Revenue TTF                        | 22       | 22       | -        | -        | -       | -        | -                        |
| Catastrophic Illness in Children Relief Fund | -        | 4        | -        | -        | -       | -        | -                        |
| Drug Enforcement Demand Reduction            | 4        | 3        | 1        | 2        | 1       | 2        | 1                        |
| Educational Facilities Authority             | -        | -        | 2        | -        | -       | -        | -                        |
| Federal TANF Balances                        | 70       | 86       | 18       | -        | -       | -        | -                        |
| VOI/TIS Federal Funds                        | 12       | 13       | -        | -        | -       | -        | -                        |
| Cash Management Fund                         | 20       | -        | -        | 12       | -       | -        | -                        |
| Free Public Schools                          | 25       | -        | -        | -        | -       | -        | -                        |
| Meadowlands Commission                       | 62       | -        | -        | -        | -       | -        | -                        |
| Sanitary Landfill Contingency                | 6        | 6        | -        | -        | -       | -        | -                        |
| Second Injury Fund                           | 20       | -        | -        | 5        | -       | -        | -                        |
| Surplus Lines                                | 43       | -        | -        | -        | -       | -        | -                        |
| UMDNJ Self Insurance Fund                    | 77       | -        | -        | -        | -       | -        | -                        |
| UEZ Balances                                 | 37       | -        | -        | -        | -       | -        | -                        |
| Mutual Workers' Compensation Fund            | -        | -        | 5        | -        | -       | -        | -                        |
| Petroleum Surcharge Fund                     | -        | -        | -        | 5        | -       | -        | -                        |
| PAAD / ADDP Rebate Receivable                | -        | -        | -        | 56       | -       | -        | -                        |
| PAAD Medicare D Administration               | -        | -        | -        | 5        | -       | -        | -                        |
| Bond Refinancing                             | -        | -        | -        | 150      | -       | -        | -                        |
| Benefit Enhancement Fund / Pensions          | -        | 126      | 265      | 385      | -       | -        | -                        |
| Asset Sales                                  | -        | -        | -        | 200      | -       | -        | -                        |
| Family Care **                               | -        | -        | -        | -        | -       | -        | 55                       |
| Tobacco Settlement Fund                      | -        | -        | -        | 10       | 13      | -        | -                        |
| New Home Warranty Security Fund              | -        | -        | -        | 20       | -       | -        | -                        |
| Phase-out of Casino Comps                    | -        | -        | -        | 43       | -       | -        | -                        |
| Public Records Preservation Fund             | -        | -        | -        | 5        | -       | 10       | -                        |
| G.O. / Bldg. Authority Refinance Savings     | -        | -        | -        | 266      | -       | -        | -                        |
| Health Benefits / Rx Fund Balance            | -        | -        | -        | 60       | -       | -        | -                        |
| Health Care Subsidy Fund                     | -        | -        | -        | -        | -       | 12       | 6                        |
| Passaic River Litigation - Spill Fund        | -        | -        | -        | -        | -       | -        | 6                        |
| Higher Education Capital Improvement Fund    | -        | -        | -        | -        | -       | -        | 1                        |
| Market Transition Facility                   | -        | -        | -        | -        | -       | 11       | -                        |
| Supplemental Workforce Fund                  | -        | -        | -        | -        | -       | 6        | -                        |
| Cigarette Tax Revenue (Non-Pledged)          | -        | -        | -        | -        | -       | 42       | -                        |
| Cigarette and MVC Revenues                   | -        | -        | -        | 243      | -       | -        | -                        |
| Tobacco Settlement Debt Restructuring        | -        | -        | -        | -        | -       | 56       | -                        |
| Fund Shifts (various)                        | -        | -        | -        | -        | 44      | -        | -                        |
| Total, Dedicated fund Diversions             | \$ 3,284 | \$ 2,883 | \$ 2,607 | \$ 1,841 | \$ 130  | \$ 220   | \$ 69                    |
| General Fund Surplus *                       | 15       | -        | 463      | 44       | 794     | 1,597    | 500                      |
| Grand Total ***                              | \$ 3,299 | \$ 2,883 | \$ 3,070 | \$ 1,885 | \$ 924  | \$ 1,817 | \$ 569                   |

Comparing Approp Act to Approp Act

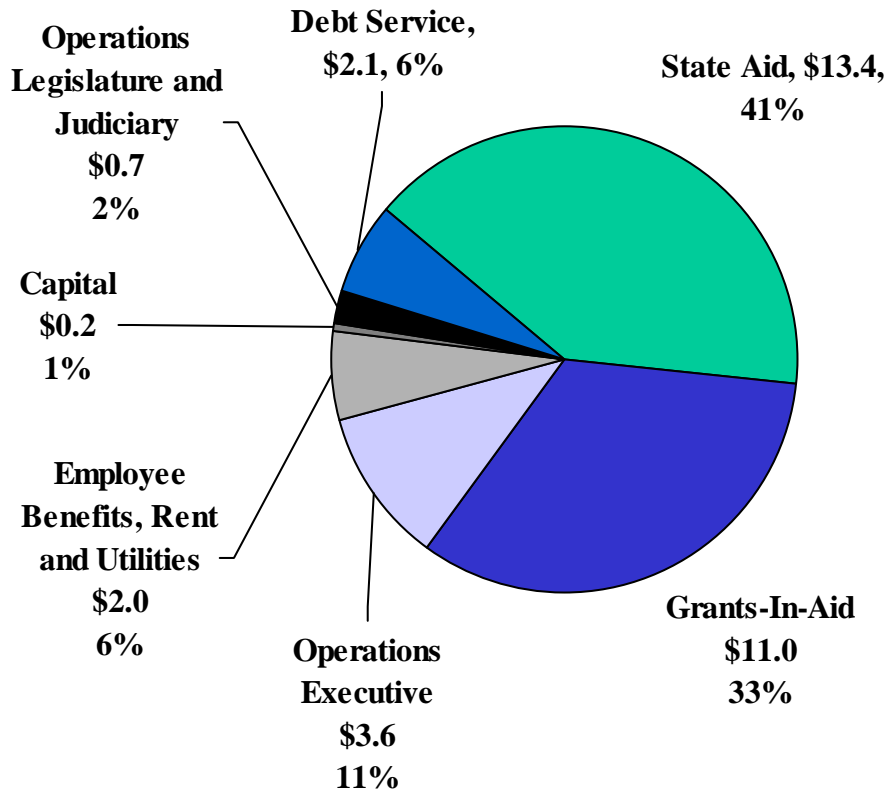
\* Of the FY 2007 amount, \$650 million was related to Sales Tax Revenue deferred for Property Tax Relief purposes.

\*\* FY 2008 Budget assumed federal funding shortfall which did not materialize.

\*\*\* Certain actions reflected on past versions of this chart were removed if the diversion was maintained for at least three years and is expected to continue.

## *Where Does the Money Go – State Aid and Grants Represent Nearly Three Quarters of the Budget*

(In Billions)



Total Debt Service \$2.7 billion; School Construction Debt Service is reflected in State Aid

### *Total Budget is \$33 Billion*

*Nearly three quarters of every dollar goes to Property Tax Relief and Grants in Aid*

**State Aid:** includes Education Aid programs, Municipal Aid, Property Tax Relief programs, General Assistance, and Aid to County Colleges.

**Grant-In-Aid:** includes Property Tax Relief programs, Medicaid, Pharmaceutical Assistance for the Aged and Disabled, Nursing Home and long-term care alternative programs, and support for Higher Education.

**Operations Executive:** includes funding for adult prisons and juvenile facilities, State Police and other Law Enforcement programs, Human Services institutions, Veterans Homes, and the new Children and Families and the Public Advocate Departments.

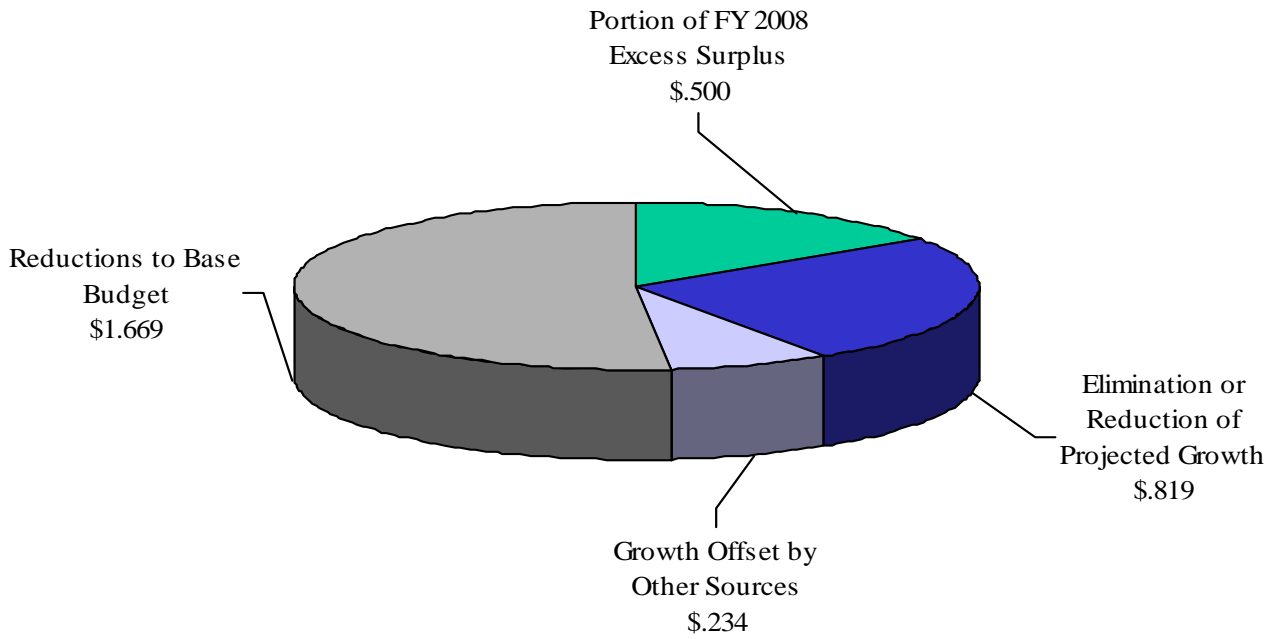
## *How FY 2009 Budget Balanced*

(In Thousands)

|  |              |
|--|--------------|
| FY 2008 Adjusted Appropriation               | \$33,619,339 |
| FY 2009 Growth Net                           | 2,071,435    |
| <br>   |              |
| Total Projected FY 2009 Model                | 35,690,774   |
| <br>   |              |
| FY 2009 Base Revenue                         | 32,468,603   |
| <br>   |              |
| FY 2009 Projected Structural Gap             | 3,222,171    |
| <br>   |              |
| ACTIONS TO CLOSE STRUCTURAL GAP              | \$3,222,171  |
| <br>   |              |
| Use of portion of FY 2008 excess surplus     | 500,000      |
| <br>   |              |
| Elimination or reduction of projected growth | 819,220      |
| <br>   |              |
| Growth offset by other sources               | 233,985      |
| <br>   |              |
| Reductions to base budget                    | 1,668,966    |
| <br>   |              |
| Operating budget and Interdepartmental       | 324,140      |
| Homeowner and Tenant Rebates                 | 519,000      |
| Municipal and County Aid                     | 202,195      |
| Hospitals                                    | 143,500      |
| Medicaid/Family Care/PAAD                    | 177,801      |
| Higher Education                             | 132,956      |
| Other  | 169,374      |

# *FY2009 Actions to Close the Gap*

(In Billions)



**Total \$3.2 billion**

## *FY 2009 Deferrals/Decreases*

(In Millions)

**DEFERRALS**

|   |         |
|---|---------|
| Pension Contribution *                  | \$403.4 |
| No Inflation for Municipal Aid          | 82.0    |
| No New Community Provider COLA for 2009 | 42.4    |
| Reduce NJ Transit Increase              | 40.0    |
| No Growth in Higher Education Operating | 32.3    |

**DECREASES**

|   |         |
|---|---------|
| Employee Related Savings/Operating  | \$324.1 |
| Homeowner Rebates   | 345.0   |
| Tenant Rebates  | 127.0   |
| Municipal Aid   | 189.8   |
| Hospital Reductions   | 143.5   |
| NJ FamilyCare (due to increased federal funds)                            | 80.0    |
| College and University Operating Support (net of salary contract funding) | 76.0    |
| Savings from Enhanced Medicaid Fraud Prevention                           | 28.0    |
| Savings from Smarter Procurements   | 25.0    |
| Garden State Preservation Trust Bridge Funding                            | 25.0    |
| State Police Rural Patrol   | 20.5    |

\* Assumed 65% funding level. However, full funding would have been a \$1.2 billion increase.

Includes only amounts above \$20 million

## *FY 2009 Increases*

(In Millions)

|   |         |
|---|---------|
| School Aid (excludes school construction)                 | \$555.6 |
| School Construction Debt Service                          | 58.5    |
| Developmentally Disabled/Mental Health Community Programs | 60.9    |
| NJ Transit  | 60.0    |
| Annualization of January 2008 Provider COLA               | 40.6    |
| Active and Retiree Health Care and Pensions               | 28.0    |
| Business Employment Incentive Program Grants              | 27.0    |
| Senior/Disabled Citizens' Property Tax Freeze             | 16.0    |
| State Rental Assistance Program                           | 15.0    |
| Tuition Assistance Grants                                 | 14.9    |

Includes only a sampling of increases

## *Funding for Property Tax Relief*

(In Millions)

| <u>Programs</u>         | <u>FY2008<br/>Adjusted<br/>Approp.</u> | <u>FY2009<br/>Budget</u>  | <u>\$ Change</u>      |
|-------------------------|--|---------------------------|-----------------------|
| School Aid              | \$ 10,930.2                            | \$ 11,544.3               | \$ 614.1              |
| Municipal Aid           | 1,996.8                                | 1,807.2                   | (189.6)               |
| Other Local Aid         | 842.2                                  | 826.8                     | (15.4)                |
| Direct Taxpayer Relief  | <u>2,850.0</u> *                       | <u>2,514.0</u>            | <u>(336.0)</u>        |
| <b>Total Direct Aid</b> | <b><u>\$ 16,619.2</u></b>              | <b><u>\$ 16,692.3</u></b> | <b><u>\$ 73.1</u></b> |

\* Reflects fiscal 2008 expended

***Direct Property Tax Relief***  
(In Millions)

|   | <b>FY2008<br/>Adjusted<br/>Approp.</b> |    | <b>FY2009<br/>Budget</b> | <b>\$ Change</b>  |
|---|--|----|--------------------------|-------------------|
| Homestead Property Tax Credits/Rebates for Homeowners                 | \$ 1,850.0                             | ** | \$ 1,593.0               | \$ (257.0)        |
| Homestead Rebates for Tenants   | 248.0                                  | ** | 124.0                    | (124.0)           |
| Senior/Disabled Citizens Property<br>Tax Freeze                       | 153.0                                  |    | 169.0                    | 16.0              |
| Property Tax Deduction Act  | 502.0                                  |    | 536.0                    | 34.0              |
| Municipal Reimbursement -<br>Veterans' Tax Deductions                 | 75.0                                   |    | 71.5                     | (3.5)             |
| Municipal Reimbursement - Senior/Disabled<br>Citizens' Tax Deductions | 22.0                                   |    | 20.5                     | (1.5)             |
|   | <hr/>                                  |    | <hr/>                    | <hr/>             |
| <b>Total Direct Property Tax Relief</b>                               | <b>\$ 2,850.0</b>                      |    | <b>\$ 2,514.0</b>        | <b>\$ (336.0)</b> |

\*\*Reflects fiscal 2008 expended

*School Aid*

(In Millions)

|  | <b>FY2008<br/>Adjusted<br/>Approp.</b> | <b>FY2009<br/>Budget</b> | <b>\$ Change</b> |
|--|--|--------------------------|------------------|
| Formula Aid                                      | \$ 7,265.4                             | \$ 7,780.0               | \$ 514.6         |
| Preschool Programs                               | 516.9                                  | 543.8                    | 26.9             |
| Nonpublic School Aid                             | 104.7                                  | 104.7                    | -                |
| Other Aid  | 123.7                                  | 116.4                    | (7.3)            |
| <b>Total Direct School Aid</b>                   | <b>\$ 8,010.7</b>                      | <b>\$ 8,544.9</b>        | <b>\$ 534.2</b>  |
| Teachers' Pension and Annuity Fund               | \$ 692.3                               | \$ 693.3                 | \$ 1.0           |
| Post Retirement Medical                          | 751.1                                  | 750.1                    | (1.0)            |
| Debt Service on Pension Obligation Bonds         | 103.5                                  | 112.5                    | 9.0              |
| Teachers' Social Security                        | 717.2                                  | 739.6                    | 22.4             |
| <b>Total Direct State Payments for Education</b> | <b>\$ 2,264.1</b>                      | <b>\$ 2,295.5</b>        | <b>\$ 31.4</b>   |
| School Construction and Renovation Fund          | \$ 542.4                               | \$ 600.9                 | \$ 58.5          |
| Debt Service Aid                                 | 113.0                                  | 103.0                    | (10.0)           |
| <b>Total School Building Aid</b>                 | <b>\$ 655.4</b>                        | <b>\$ 703.9</b>          | <b>\$ 48.5</b>   |
| <b>Total School Aid</b>                          | <b>\$ 10,930.2</b>                     | <b>\$ 11,544.3</b>       | <b>\$ 614.1</b>  |

*Municipal Aid*

(In Millions)

|   | <b>FY2008<br/>Adjusted<br/>Approp.</b> | <b>FY2009<br/>Budget</b> | <b>\$ Change</b>  |
|---|--|--------------------------|-------------------|
| Consolidated Municipal Property Tax Relief Aid (CMPTRA) | \$ 835.4                               | \$ 773.4                 | \$ (62.0)         |
| Energy Tax Receipts Property Tax Relief Aid             | 788.5                                  | 788.5                    | -                 |
| Special Municipal Aid                                   | 153.0                                  | 145.4                    | (7.6)             |
| Trenton Capital City Aid                                | 37.5                                   | 35.6                     | (1.9)             |
| Municipal Efficiency Promotion Aid Program              | 34.8                                   | -                        | (34.8)            |
| Extraordinary Aid                                       | 34.0                                   | 32.3                     | (1.7)             |
| 2008 Municipal Property Tax Assistance                  | 32.6                                   | -                        | (32.6)            |
| Municipal Homeland Security Assistance                  | 32.0                                   | -                        | (32.0)            |
| Consolidation Fund / SHARE *                            | 19.2                                   | 10.0                     | (9.2)             |
| Highlands Protection Fund Aid                           | 12.0                                   | 12.0                     | -                 |
| Open Space - Payment In Lieu of Taxes (PILOT)           | 9.8                                    | 10.0                     | 0.2               |
| Regional Efficiency Aid Program (REAP)                  | 8.0                                    | -                        | (8.0)             |
| <b>Total Direct Municipal Aid</b>                       | <b>\$ 1,996.8</b>                      | <b>\$ 1,807.2</b>        | <b>\$ (189.6)</b> |

\* FY 2008 will carryforward \$22 million

*Higher Education*

(In Millions)

|  | <b>FY2008<br/>Adjusted<br/>Approp.</b> | <b>FY2009<br/>Budget</b> | <b>Change</b>    |               |
|--|--|--------------------------|------------------|---------------|
|  |  |                          | <b>\$</b>        | <b>%</b>      |
| <b>Colleges and Universities</b>                 |  |                          |                  |               |
| Senior Public Colleges and Universities          | \$ 1,499.9                             | \$ 1,436.7               | \$ (63.2)        | (4.2)         |
| County Colleges                                  | 233.1                                  | 221.6                    | (11.5)           | (4.9)         |
| Independent Colleges and Universities            | 20.4                                   | 18.4                     | (2.0)            | (10.0)        |
| <b>Student Financial Assistance</b>              | <b>268.3</b>                           | <b>282.1</b>             | <b>13.8</b>      | <b>5.2</b>    |
| <b>Educational Opportunity Fund</b>              | <b>40.6</b>                            | <b>40.6</b>              | <b>-</b>         | <b>-</b>      |
| <b>Facility and Capital Improvement Programs</b> | <b>93.4</b>                            | <b>88.1</b>              | <b>(5.3)</b>     | <b>(5.7)</b>  |
| <b>Other Programs</b>                            | <b>18.1</b>                            | <b>10.7</b>              | <b>(7.4)</b>     | <b>(41.1)</b> |
| <b>Total Higher Education</b>                    | <b>\$ 2,173.8</b>                      | <b>\$ 2,098.2</b>        | <b>\$ (75.6)</b> | <b>(3.5)</b>  |

*Higher Education*

(In Millions)

|  | FY2008<br>Adjusted<br>Approp. | FY2009<br>Budget  | \$ Change        |
|--|-------------------------------|-------------------|------------------|
| <b>Senior Public Institutions</b>                  |                               |                   |                  |
| Rutgers University                                 | \$ 328.6                      | \$ 290.6          | \$ (38.0)        |
| UMDNJ  | 231.1                         | 208.7             | (22.4)           |
| NJIT   | 49.1                          | 42.7              | (6.4)            |
| Thomas Edison State College                        | 6.0                           | 5.4               | (0.6)            |
| Rowan University                                   | 38.7                          | 34.7              | (4.0)            |
| New Jersey City University                         | 32.9                          | 29.5              | (3.4)            |
| Kean University                                    | 42.5                          | 38.1              | (4.5)            |
| William Paterson University                        | 41.3                          | 37.2              | (4.1)            |
| Montclair State University                         | 48.6                          | 43.7              | (4.9)            |
| College of New Jersey                              | 37.0                          | 33.3              | (3.7)            |
| Ramapo College of New Jersey                       | 20.5                          | 18.2              | (2.2)            |
| Richard Stockton College of New Jersey             | 25.1                          | 22.6              | (2.6)            |
| <b>Subtotal Senior Publics Direct Aid</b>          | <b>\$ 901.4</b>               | <b>\$ 804.6</b>   | <b>\$ (96.8)</b> |
| Senior Publics Salary Funding                      | -                             | 38.5              | 38.5             |
| Senior Publics Net Fringe Benefits                 | 598.5                         | 593.6             | (4.9)            |
| <b>Total Senior Publics</b>                        | <b>\$ 1,499.9</b>             | <b>\$ 1,436.7</b> | <b>\$ (63.2)</b> |
| <b>County Colleges</b>                             |                               |                   |                  |
| Operating Support                                  | \$ 163.4                      | \$ 147.1          | \$ (16.3)        |
| Fringe Benefits                                    | 34.5                          | 34.5              | --               |
| Chapter 12 Debt Service                            | 35.1                          | 40.0              | 4.9              |
| <b>Total County Colleges</b>                       | <b>\$ 233.1</b>               | <b>\$ 221.6</b>   | <b>\$ (11.5)</b> |
| <b>Total Independent Colleges and Universities</b> | <b>\$ 20.4</b>                | <b>\$ 18.4</b>    | <b>\$ (2.0)</b>  |
| <b>Student Financial Assistance</b>                |                               |                   |                  |
| Tuition Aid Grants (TAG)                           | \$ 230.2                      | \$ 245.1          | \$ 14.9          |
| Part-time TAG for County Colleges                  | 5.5                           | 6.0               | 0.5              |
| NJSTARS I & II                                     | 13.8                          | 14.7              | 0.9              |
| EOF Grants and Scholarships                        | 40.6                          | 40.6              | -                |
| Loan Forgiveness for Mental Health Workers         | 3.5                           | 3.5               | -                |
| Other Student Aid Programs                         | 15.3                          | 12.9              | (2.4)            |
| <b>Total Student Financial Assistance</b>          | <b>\$ 308.9</b>               | <b>\$ 322.7</b>   | <b>\$ 13.8</b>   |
| <b>Other Programs</b>                              |                               |                   |                  |
| Capital Grants and Facilities Support              | \$ 93.4                       | \$ 88.1           | \$ (5.3)         |
| New Jersey Stem Cell Research Institute            | 5.5                           | -                 | (5.5)            |
| All Other Programs                                 | 12.6                          | 10.7              | (1.9)            |
| <b>Total Other Programs</b>                        | <b>\$ 111.5</b>               | <b>\$ 98.8</b>    | <b>\$ (12.7)</b> |
| <b>Grand Total Higher Education</b>                | <b>\$ 2,173.8</b>             | <b>\$ 2,098.2</b> | <b>\$ (75.6)</b> |

## *Hospital Funding – State and Federal*

(in Millions)

|  | <b>FY08</b>      | <b>FY09</b>    | <b>Change</b>    |
|--|------------------|----------------|------------------|
| Charity Care/Hospital Stabilization Fund | \$716.0          | \$608.0        | (\$108.0)        |
| Hospital Relief Offset Payments          | 203.0            | 183.0          | (20.0)           |
| Cancer Grants                            | 66.5             | 46.0           | (20.5)           |
| Graduate Medical Education               | 60.0             | 50.0           | (10.0)           |
| Hospital Asset Transformation Program    | -                | 15.0           | 15.0             |
| <b>TOTAL</b>                             | <b>\$1,045.5</b> | <b>\$902.0</b> | <b>(\$143.5)</b> |

# State Budget

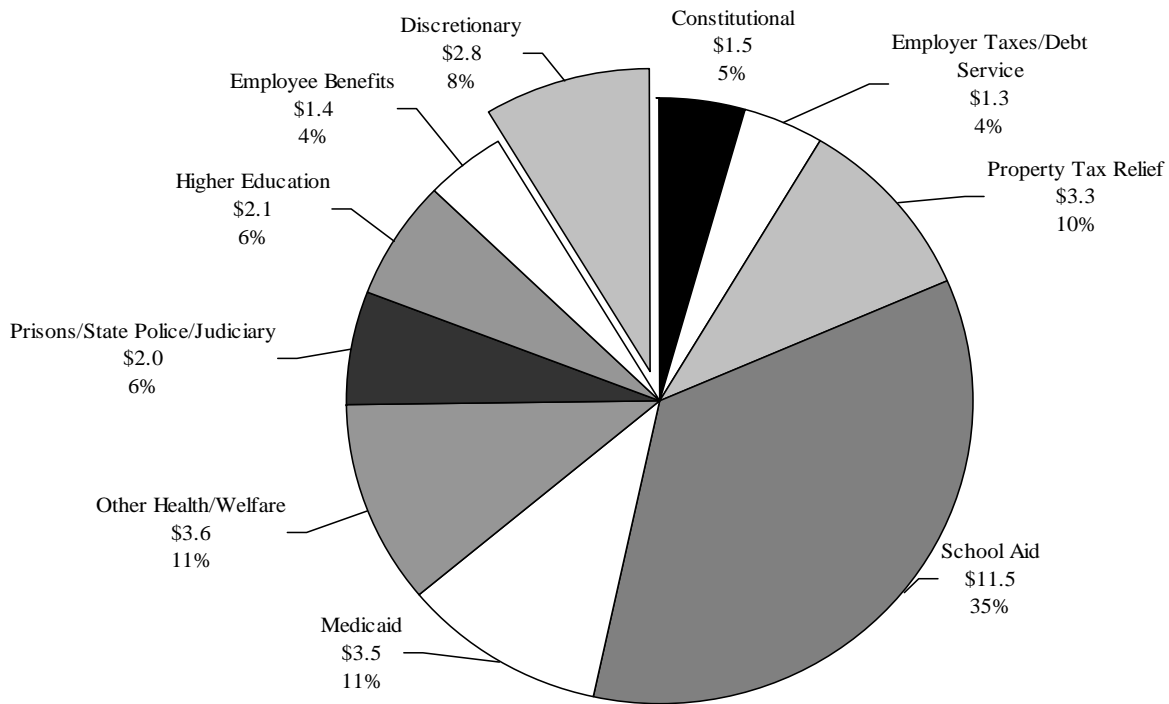
(In Thousands)

|                                 | FY 2008 Adjusted<br>Appropriation | FY 2009 Budget | \$ Change    | % Change |
|---------------------------------|-----------------------------------|----------------|--------------|----------|
| Chief Executive                 | \$ 5,428                          | \$ 5,293       | \$ (135)     | (2.5)    |
| Agriculture                     | 26,673                            | 22,878         | (3,795)      | (14.2)   |
| Banking and Insurance           | 72,127                            | 70,340         | (1,787)      | (2.5)    |
| Children and Families           | 1,080,910                         | 1,075,703      | (5,207)      | (0.5)    |
| Community Affairs               | 1,307,854                         | 1,124,718      | (183,136)    | (14.0)   |
| Corrections                     | 1,184,028                         | 1,149,298      | (34,730)     | (2.9)    |
| Education                       | 11,043,116                        | 11,637,762     | 594,646      | 5.4      |
| Environmental Protection        | 480,611                           | 421,109        | (59,502)     | (12.4)   |
| Health and Senior Services      | 1,746,340                         | 1,566,128      | (180,212)    | (10.3)   |
| Human Services                  | 4,921,626                         | 4,858,789      | (62,837)     | (1.3)    |
| Labor and Workforce Development | 138,670                           | 138,367        | (303)        | (0.2)    |
| Law and Public Safety           | 634,325                           | 590,069        | (44,256)     | (7.0)    |
| Military and Veterans' Affairs  | 96,677                            | 93,447         | (3,230)      | (3.3)    |
| Personnel                       | 22,824                            | 20,597         | (2,227)      | (9.8)    |
| Public Advocate                 | 20,357                            | 17,466         | (2,891)      | (14.2)   |
| State                           | 1,344,252                         | 1,229,820      | (114,432)    | (8.5)    |
| Transportation/NJ Transit       | 1,333,979                         | 1,368,622      | 34,643       | 2.6      |
| Treasury                        | 4,165,894                         | 3,558,164      | (607,730)    | (14.6)   |
| Miscellaneous Commissions       | 1,456                             | 1,456          | -            | -        |
| Subtotal Executive Branch       | \$ 29,627,147                     | \$ 28,950,026  | \$ (677,121) | (2.3)    |
| Interdepartmental               | \$ 3,286,553                      | \$ 3,306,741   | \$ 20,188    | 0.6      |
| Legislature                     | \$ 76,508                         | \$ 75,669      | \$ (839)     | (1.1)    |
| Judiciary                       | 629,131                           | 636,167        | 7,036        | 1.1      |
| Total                           | \$ 33,619,339                     | \$ 32,968,603  | \$ (650,736) | (1.9)    |

Growth in Judiciary for incarceration diversion programs generates savings in the Department of Corrections, Grants in Aid.

# Fiscal Year 2009

(In Billions)



Total Spending \$33 Billion

## *Direct State Services By Department*

(In Thousands)

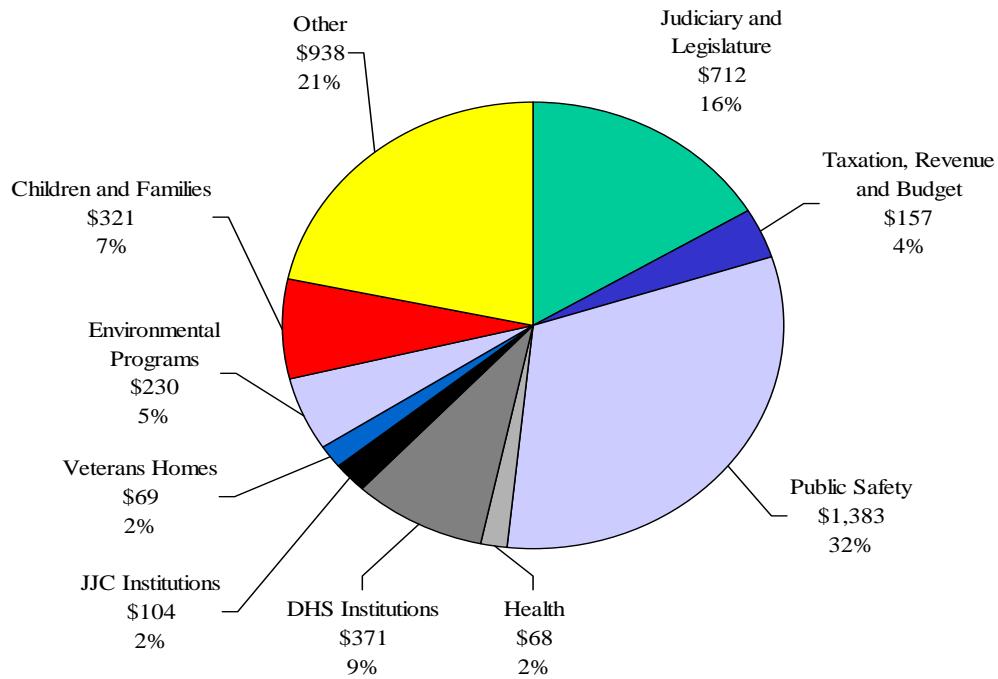
| Department                    | FY2008              | FY2009              | Change              |              |
|-------------------------------|---------------------|---------------------|---------------------|--------------|
|                               | Adjusted<br>Approp. | Budget              | \$                  | %            |
| Chief Executive               | \$ 5,428            | \$ 5,293            | \$ (135)            | (2.5)        |
| Agriculture                   | 9,721               | 7,930               | (1,791)             | (18.4)       |
| Banking and Insurance         | 72,127              | 70,340              | (1,787)             | (2.5)        |
| Children & Families           | 326,958             | 320,636             | (6,322)             | (1.9)        |
| Community Affairs             | 40,991              | 39,574              | (1,417)             | (3.5)        |
| Corrections                   | 1,028,994           | 1,027,707           | (1,287)             | (0.1)        |
| Education                     | 78,410              | 74,998              | (3,412)             | (4.4)        |
| Environmental Protection      | 249,653             | 230,046             | (19,607)            | (7.9)        |
| Health & Senior Services      | 73,714              | 68,234              | (5,480)             | (7.4)        |
| Human Services                | 515,948             | 475,962             | (39,986)            | (7.8)        |
| Labor                         | 64,973              | 64,881              | (92)                | (0.1)        |
| Law & Public Safety           | 578,440             | 541,566             | (36,874)            | (6.4)        |
| Military & Veterans' Affairs  | 92,315              | 90,273              | (2,042)             | (2.2)        |
| Personnel                     | 22,824              | 20,597              | (2,227)             | (9.8)        |
| Public Advocate               | 20,357              | 17,466              | (2,891)             | (14.2)       |
| State                         | 41,759              | 35,564              | (6,195)             | (14.8)       |
| Transportation                | 103,851             | 82,404              | (21,447)            | (20.7)       |
| Treasury                      | 505,709             | 466,184             | (39,525)            | (7.8)        |
| Miscellaneous Commissions     | 1,456               | 1,456               | -                   | -            |
| <b>Total Executive Branch</b> | <b>\$ 3,833,628</b> | <b>\$ 3,641,111</b> | <b>\$ (192,517)</b> | <b>(5.0)</b> |
| <b>Interdepartmental</b>      | <b>2,138,643</b>    | <b>2,153,528</b>    | <b>14,885</b>       | <b>0.7</b>   |
| <b>Legislature</b>            | <b>76,508</b>       | <b>75,669</b>       | <b>(839)</b>        | <b>(1.1)</b> |
| <b>Judiciary</b>              | <b>629,131</b>      | <b>636,167</b>      | <b>7,036</b>        | <b>1.1</b>   |
| <b>Total</b>                  | <b>\$ 6,677,910</b> | <b>\$ 6,506,475</b> | <b>\$ (171,435)</b> | <b>(2.6)</b> |

Departmental budgets will be further impacted by the Early Retirement Initiative (ERI) and other employee actions reflected in Interdepartmental, \$136 million.

Growth in Judiciary for incarceration diversion programs generates savings in the Department of Corrections, Grants in Aid.

# Operations Budgets

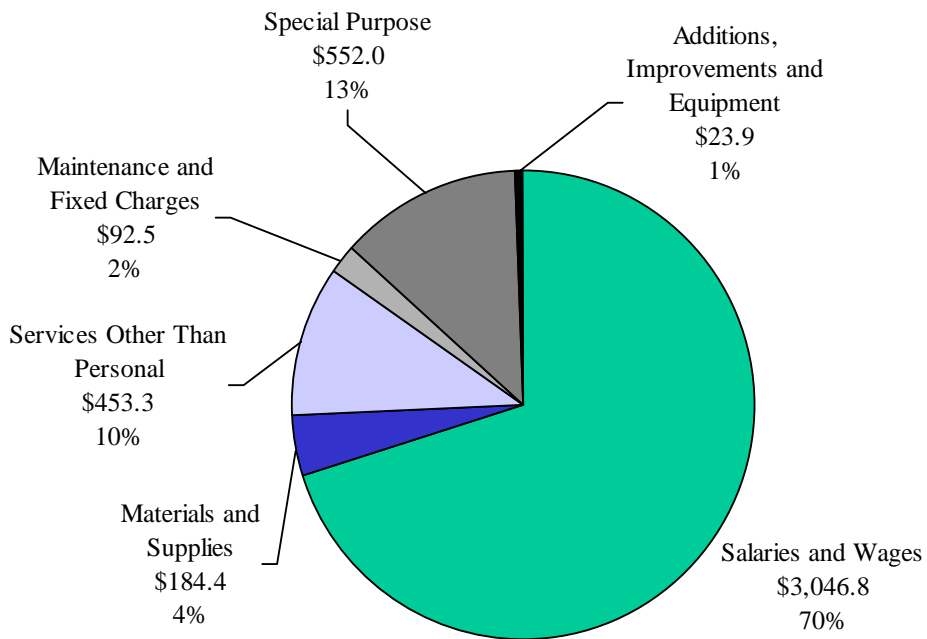
(In Millions)



Total Operating Budget is \$4.4 billion

# Operating Split between Salaries and Other Costs

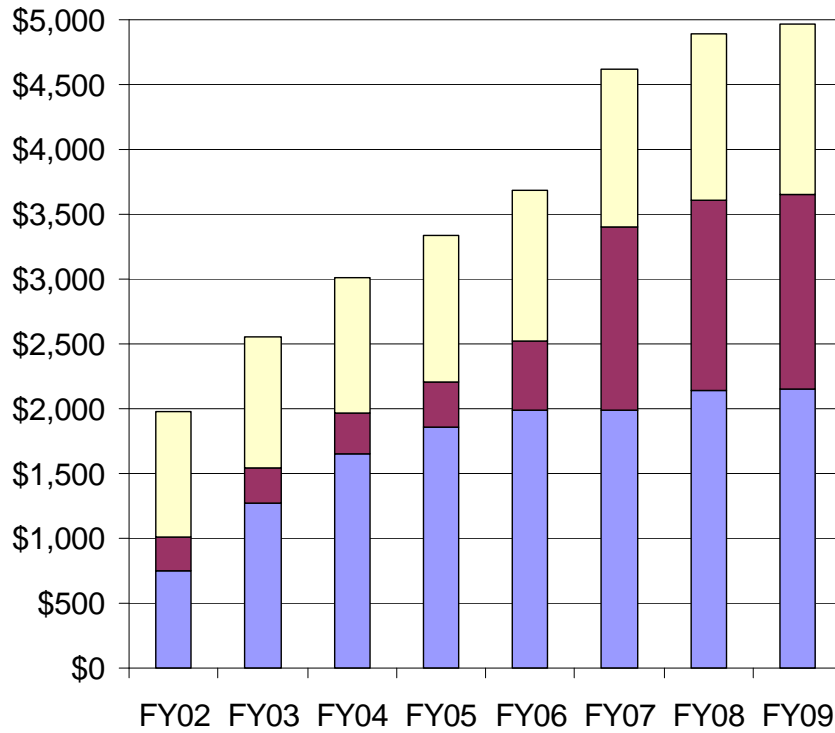
(In Millions)



Total Operating Budget is \$4.4 billion

# Employee Benefit Costs

(In Millions)



■ Health Benefits/PRM ■ Pensions/Debt Service ■ Employer Taxes

## *Comparison of Budget Message to Adjusted Appropriation*

| <u>Fiscal Year</u> | <u>ORIGINAL BUDGET<br/>RECOMMENDATIONS</u> | <u>PRIOR YEAR<br/>ADJUSTED APPROPRIATION</u> | <u>\$\$<br/>CHANGE</u> | <u>% %<br/>CHANGE</u> |
|--------------------|--|--|------------------------|-----------------------|
| 2009               | \$ 32,968.6                                | \$ 33,619.3                                  | \$ (650.7)             | -1.94%                |
| 2008               | \$ 33,291.7                                | \$ 31,060.4                                  | \$ 2,231.3             | 7.18%                 |
| 2007               | \$ 30,874.5                                | \$ 28,265.3                                  | \$ 2,609.2             | 9.23%                 |
| 2006               | \$ 27,412.3                                | \$ 28,400.4                                  | \$ (988.2)             | -3.48%                |
| 2005               | \$ 26,259.8                                | \$ 24,542.3                                  | \$ 1,717.5             | 7.00%                 |
| 2004               | \$ 23,701.8                                | \$ 24,042.8                                  | \$ (341.0)             | -1.42%                |
| 2003               | \$ 23,663.2                                | \$ 23,319.6                                  | \$ 343.6               | 1.47%                 |
| 2002               | \$ 23,153.4                                | \$ 21,733.6                                  | \$ 1,419.7             | 6.53%                 |
| 2001               | \$ 21,252.8                                | \$ 19,974.8                                  | \$ 1,278.0             | 6.40%                 |
| 2000               | \$ 19,160.5                                | \$ 18,363.5                                  | \$ 797.1               | 4.34%                 |
| 1999               | \$ 17,953.3                                | \$ 17,039.1                                  | \$ 914.2               | 5.37%                 |
| 1998               | \$ 16,420.9                                | \$ 16,217.8                                  | \$ 203.1               | 1.25%                 |
| 1997               | \$ 15,984.7                                | \$ 16,109.1                                  | \$ (124.4)             | -0.77%                |
| 1996               | \$ 15,987.4                                | \$ 15,503.6                                  | \$ 483.8               | 3.12%                 |
| 1995               | \$ 15,377.4                                | \$ 15,499.9                                  | \$ (122.5)             | -0.79%                |
| 1994               | \$ 15,649.6                                | \$ 14,745.4                                  | \$ 904.3               | 6.13%                 |
| 1993               | \$ 15,706.7                                | \$ 15,003.7                                  | \$ 703.0               | 4.69%                 |
| 1992               | \$ 14,310.5                                | \$ 12,577.1                                  | \$ 1,733.5             | 13.78%                |
| 1991               | \$ 12,145.6                                | \$ 12,148.0                                  | \$ (2.5)               | -0.02%                |
| 1990               | \$ 12,090.0                                | \$ 11,877.0                                  | \$ 213.0               | 1.79%                 |
| 1989               | \$ 11,806.2                                | \$ 10,497.3                                  | \$ 1,308.9             | 12.47%                |
| 1988               | \$ 10,179.9                                | \$ 9,289.6                                   | \$ 890.2               | 9.58%                 |
| 1987               | \$ 9,281.5                                 | \$ 8,996.9                                   | \$ 284.6               | 3.16%                 |
| 1986               | \$ 8,824.5                                 | \$ 7,923.0                                   | \$ 901.5               | 11.38%                |
| 1985               | \$ 7,574.6                                 | \$ 6,886.1                                   | \$ 688.5               | 10.00%                |
| 1984               | \$ 6,799.6                                 | \$ 6,288.6                                   | \$ 511.0               | 8.13%                 |
| 1983               | \$ 6,373.4                                 | \$ 5,743.5                                   | \$ 630.0               | 10.97%                |
| 1982               | \$ 5,635.1                                 | \$ 5,124.7                                   | \$ 510.4               | 9.96%                 |
| 1981               | \$ 5,114.2                                 | \$ 4,736.4                                   | \$ 377.7               | 7.97%                 |
| 1980               | \$ 4,655.5                                 | \$ 4,413.0                                   | \$ 242.6               | 5.50%                 |
| 1979               | \$ 4,407.3                                 | \$ 4,062.4                                   | \$ 344.9               | 8.49%                 |
| 1978               | \$ 4,001.7                                 | \$ 3,381.0                                   | \$ 620.7               | 18.36%                |
| 1977               | \$ 2,762.8                                 | \$ 2,704.5                                   | \$ 58.4                | 2.16%                 |
| 1976               | \$ 2,816.1                                 | \$ 2,765.5                                   | \$ 50.6                | 1.83%                 |
| 1975               | \$ 2,753.0                                 | \$ 2,402.1                                   | \$ 350.9               | 14.61%                |
| 1974               | \$ 2,380.6                                 | \$ 2,072.1                                   | \$ 308.5               | 14.89%                |
| 1973               | \$ 2,406.8                                 | \$ 1,823.6                                   | \$ 583.2               | 31.98%                |
| 1972               | \$ 1,784.0                                 | \$ 1,609.0                                   | \$ 175.0               | 10.87%                |
| 1971               | \$ 1,590.1                                 | \$ 1,358.3                                   | \$ 231.8               | 17.06%                |
| 1970               | \$ 1,361.9                                 | \$ 1,136.0                                   | \$ 225.9               | 19.88%                |
| 1969               | \$ 1,064.2                                 | \$ 1,005.3                                   | \$ 58.9                | 5.86%                 |
| 1968               | \$ 998.8                                   | \$ 890.5                                     | \$ 108.4               | 12.17%                |
| 1967               | \$ 906.1                                   | \$ 647.9                                     | \$ 258.2               | 39.85%                |
| 1966               | \$ 646.8                                   | \$ 590.2                                     | \$ 56.6                | 9.59%                 |
| 1965               | \$ 589.9                                   | \$ 549.9                                     | \$ 40.0                | 7.27%                 |
| 1964               | \$ 547.5                                   | \$ 510.3                                     | \$ 37.1                | 7.28%                 |
| 1963               | \$ 500.0                                   | \$ 470.8                                     | \$ 29.2                | 6.21%                 |
| 1962               | \$ 467.4                                   | \$ 437.7                                     | \$ 29.7                | 6.79%                 |
| 1961               | \$ 431.4                                   | \$ 407.2                                     | \$ 24.2                | 5.95%                 |
| 1960               | \$ 403.3                                   | \$ 393.5                                     | \$ 9.8                 | 2.49%                 |
| 1959               | \$ 399.7                                   | \$ 336.3                                     | \$ 63.3                | 18.84%                |
| 1958               | \$ 342.5                                   | \$ 323.7                                     | \$ 18.8                | 5.80%                 |
| 1957               | \$ 315.5                                   | \$ 298.1                                     | \$ 17.3                | 5.81%                 |
| 1956               | \$ 257.3                                   | \$ 221.8                                     | \$ 35.5                | 16.03%                |
| 1955               | \$ 235.4                                   | \$ 223.2                                     | \$ 12.2                | 5.46%                 |
| 1954               | \$ 219.3                                   | \$ 220.8                                     | \$ (1.4)               | -0.65%                |
| 1953               | \$ 196.4                                   | \$ 183.7                                     | \$ 12.7                | 6.90%                 |
| 1952               | \$ 169.7                                   | \$ 168.9                                     | \$ 0.8                 | 0.50%                 |
| 1951               | \$ 164.1                                   | \$ 164.3                                     | \$ (0.2)               | -0.13%                |

## *Comparison of Budget Message to Prior Fiscal Year Appropriations Act*

| <u>Fiscal Year</u> | <u>ORIGINAL BUDGET<br/>RECOMMENDATIONS</u> | <u>PRIOR YEAR<br/>APPROPRIATIONS ACT</u> | <u>\$\$<br/>CHANGE</u> | <u>% %<br/>CHANGE</u> |
|--------------------|--|--|------------------------|-----------------------|
| 2009               | \$ 32,968.6                                | \$ 33,470.9                              | \$ (502.3)             | -1.50%                |
| 2008               | \$ 33,291.7                                | \$ 30,818.7                              | \$ 2,473.0             | 8.02%                 |
| 2007               | \$ 30,874.5                                | \$ 27,919.9                              | \$ 2,954.6             | 10.58%                |
| 2006               | \$ 27,412.3                                | \$ 28,027.3                              | \$ (615.0)             | -2.19%                |
| 2005               | \$ 26,259.8                                | \$ 24,003.2                              | \$ 2,256.6             | 9.40%                 |
| 2004               | \$ 23,701.8                                | \$ 23,401.7                              | \$ 300.1               | 1.28%                 |
| 2003               | \$ 23,663.2                                | \$ 22,920.7                              | \$ 742.5               | 3.24%                 |
| 2002               | \$ 23,153.4                                | \$ 21,419.7                              | \$ 1,733.7             | 8.09%                 |
| 2001               | \$ 21,252.8                                | \$ 19,514.4                              | \$ 1,738.4             | 8.91%                 |
| 2000               | \$ 19,160.5                                | \$ 18,123.8                              | \$ 1,036.8             | 5.72%                 |
| 1999               | \$ 17,953.3                                | \$ 16,786.6                              | \$ 1,166.7             | 6.95%                 |
| 1998               | \$ 16,420.9                                | \$ 15,977.8                              | \$ 443.0               | 2.77%                 |
| 1997               | \$ 15,984.7                                | \$ 15,994.6                              | \$ (9.9)               | -0.06%                |
| 1996               | \$ 15,987.4                                | \$ 15,280.7                              | \$ 706.7               | 4.63%                 |
| 1995               | \$ 15,377.4                                | \$ 15,466.9                              | \$ (89.6)              | -0.58%                |
| 1994               | \$ 15,649.6                                | \$ 14,625.5                              | \$ 1,024.1             | 7.00%                 |
| 1993               | \$ 15,706.7                                | \$ 14,651.5                              | \$ 1,055.2             | 7.20%                 |
| 1992               | \$ 14,310.5                                | \$ 12,423.8                              | \$ 1,886.7             | 15.19%                |
| 1991               | \$ 12,145.6                                | \$ 11,995.0                              | \$ 150.6               | 1.26%                 |
| 1990               | \$ 12,090.0                                | \$ 11,775.1                              | \$ 314.9               | 2.67%                 |
| 1989               | \$ 11,806.2                                | \$ 10,396.5                              | \$ 1,409.7             | 13.56%                |
| 1988               | \$ 10,179.9                                | \$ 9,279.4                               | \$ 900.5               | 9.70%                 |
| 1987               | \$ 9,281.5                                 | \$ 8,681.2                               | \$ 600.3               | 6.92%                 |
| 1986               | \$ 8,824.5                                 | \$ 7,693.3                               | \$ 1,131.2             | 14.70%                |
| 1985               | \$ 7,574.6                                 | \$ 6,771.8                               | \$ 802.8               | 11.86%                |
| 1984               | \$ 6,799.6                                 | \$ 6,181.7                               | \$ 617.9               | 10.00%                |
| 1983               | \$ 6,373.4                                 | \$ 5,691.3                               | \$ 682.1               | 11.99%                |
| 1982               | \$ 5,635.1                                 | \$ 5,107.1                               | \$ 528.0               | 10.34%                |
| 1981               | \$ 4,736.4                                 | \$ 4,652.1                               | \$ 84.4                | 1.81%                 |
| 1980               | \$ 4,655.5                                 | \$ 4,394.4                               | \$ 261.2               | 5.94%                 |
| 1979               | \$ 4,407.3                                 | \$ 4,010.6                               | \$ 396.6               | 9.89%                 |
| 1978               | \$ 4,001.7                                 | \$ 2,853.3                               | \$ 1,148.4             | 40.25%                |
| 1977               | \$ 2,762.8                                 | \$ 2,698.1                               | \$ 64.7                | 2.40%                 |
| 1976               | \$ 2,816.1                                 | \$ 2,756.1                               | \$ 60.0                | 2.18%                 |
| 1975               | \$ 2,753.0                                 | \$ 2,385.7                               | \$ 367.3               | 15.40%                |
| 1974               | \$ 2,380.6                                 | \$ 2,047.7                               | \$ 332.9               | 16.26%                |
| 1973               | \$ 2,406.8                                 | \$ 1,779.3                               | \$ 627.5               | 35.27%                |
| 1972               | \$ 1,784.0                                 | \$ 1,557.5                               | \$ 226.5               | 14.54%                |
| 1971               | \$ 1,590.1                                 | \$ 1,334.4                               | \$ 255.7               | 19.16%                |
| 1970               | \$ 1,361.9                                 | \$ 1,088.5                               | \$ 273.4               | 25.12%                |
| 1969               | \$ 1,064.2                                 | \$ 992.7                                 | \$ 71.5                | 7.20%                 |
| 1968               | \$ 998.8                                   | \$ 876.6                                 | \$ 122.2               | 13.94%                |
| 1967               | \$ 906.1                                   | \$ 639.4                                 | \$ 266.8               | 41.72%                |
| 1966               | \$ 646.8                                   | \$ 584.1                                 | \$ 62.7                | 10.73%                |
| 1965               | \$ 589.9                                   | \$ 543.8                                 | \$ 46.1                | 8.48%                 |
| 1964               | \$ 547.5                                   | \$ 499.4                                 | \$ 48.1                | 9.63%                 |
| 1963               | \$ 500.0                                   | \$ 467.2                                 | \$ 32.7                | 7.01%                 |
| 1962               | \$ 467.4                                   | \$ 431.8                                 | \$ 35.6                | 8.24%                 |
| 1961               | \$ 431.4                                   | \$ 405.1                                 | \$ 26.2                | 6.47%                 |
| 1960               | \$ 403.3                                   | \$ 388.6                                 | \$ 14.7                | 3.78%                 |
| 1959               | \$ 399.7                                   | \$ 342.5                                 | \$ 57.2                | 16.71%                |
| 1958               | \$ 342.5                                   | \$ 320.8                                 | \$ 21.6                | 6.74%                 |
| 1957               | \$ 315.5                                   | \$ 284.4                                 | \$ 31.1                | 10.92%                |
| 1956               | \$ 257.3                                   | \$ 234.8                                 | \$ 22.5                | 9.58%                 |
| 1955               | \$ 235.4                                   | \$ 219.7                                 | \$ 15.8                | 7.18%                 |
| 1954               | \$ 219.3                                   | \$ 210.7                                 | \$ 8.6                 | 4.10%                 |
| 1953               | \$ 196.4                                   | \$ 176.8                                 | \$ 19.6                | 11.09%                |
| 1952               | \$ 169.7                                   | \$ 164.1                                 | \$ 5.6                 | 3.43%                 |
| 1951               | \$ 164.1                                   | \$ 159.5                                 | \$ 4.6                 | 2.88%                 |

## *Projected Shortfall Continues Into FY 2010*

(In Millions)

|  | FY2009    | FY2010     | -----DIFF----- |        |
|--|-----------|------------|----------------|--------|
|  |           |            | \$             | %      |
| OPENING FUND BALANCE                                 | \$ 1,434  | \$ 600     | \$ (834)       | (58.2) |
| REVENUES   |           |            |                |        |
| Income   | \$ 12,866 | \$ 13,638  | \$ 772         | 6.0    |
| Sales  | 8,710     | 8,971      | 261            | 3.0    |
| Corporate  | 2,460     | 2,460      | -              | -      |
| Other  | 8,433     | 8,433      | -              | -      |
| Total Revenues                                       | \$ 32,469 | \$ 33,502  | \$ 1,033       | 3.2    |
| TOTAL RESOURCES                                      | \$ 33,903 | \$ 34,102  | \$ 199         | 0.6    |
| RECOMMENDATIONS/PROJECTIONS                          | \$ 32,969 | \$ 35,179  | \$ 2,210       | 6.7    |
| Aid to Education                                     |           | \$ 620     |                |        |
| Pensions at 65% *                                    |           | 500        |                |        |
| Employee Benefits (other than pensions)              |           | 300        |                |        |
| Medicaid   |           | 225        |                |        |
| Salary Increases                                     |           | 200        |                |        |
| Homestead Rebates / Senior Freeze                    |           | 105        |                |        |
| NJ Transit   |           | 100        |                |        |
| Debt Service   |           | 80         |                |        |
| Municipal Aid Inflation                              |           | 80         |                |        |
| FUND BALANCE   |           | \$ (1,077) |                |        |
| Long Term Obligation and<br>Capital Expenditure Fund | \$ 334    |            |                |        |
| Required Ending                                      | 600       | \$ 600     |                |        |
| Fund Balance with Required Ending                    |           | \$ (1,677) |                |        |

\* If funded at 100%, \$1.3 billion would be required and shortfall increases to \$2.48 billion

**TABLE I**  
**SUMMARY OF FISCAL YEAR 2008-09 APPROPRIATION RECOMMENDATIONS**

(thousands of dollars)

Table I is a summary of appropriations of all State fund sources. It highlights the percent change in appropriations between fiscal years.

|  | 2008                | 2009              | ----- Change ----- |                |
|--|---------------------|-------------------|--------------------|----------------|
|  | Adjusted<br>Approp. |                   | Recommended        | Dollar         |
| <b>GENERAL FUND AND PROPERTY TAX RELIEF FUND</b>           |                     |                   |                    |                |
| State Aid and Grants                                       | 24,810,047          | 24,430,259        | -379,788           | % - 1.5        |
| <b>State Operations</b>                                    |                     |                   |                    |                |
| Executive Branch   | 3,757,226           | 3,564,709         | -192,517           | -5.1           |
| Legislature  | 76,508              | 75,669            | -839               | -1.1           |
| Judiciary  | 629,131             | 636,167           | 7,036              | 1.1            |
| Interdepartmental  | 2,138,643           | 2,153,528         | 14,885             | 0.7            |
| <b>Total State Operations</b>                              | <b>6,601,508</b>    | <b>6,430,073</b>  | <b>-171,435</b>    | <b>% - 2.6</b> |
| <b>Capital Construction</b>                                | <b>1,280,565</b>    | <b>1,196,029</b>  | <b>-84,536</b>     | <b>-6.6</b>    |
| <b>Debt Service</b>  | <b>438,797</b>      | <b>405,897</b>    | <b>-32,900</b>     | <b>-7.5</b>    |
| <b>TOTAL GENERAL FUND<br/>AND PROPERTY TAX RELIEF FUND</b> | <b>33,130,917</b>   | <b>32,462,258</b> | <b>-668,659</b>    | <b>% - 2.0</b> |
| CASINO CONTROL FUND  | 75,439              | 75,439            | ---                | ---            |
| CASINO REVENUE FUND  | 412,983             | 425,826           | 12,843             | 3.1            |
| GUBERNATORIAL ELECTIONS FUND                               | ---                 | 5,080             | 5,080              | ---            |
| <b>GRAND TOTAL STATE APPROPRIATIONS</b>                    | <b>33,619,339</b>   | <b>32,968,603</b> | <b>-650,736</b>    | <b>% - 1.9</b> |

**TABLE II**  
**SUMMARY OF FISCAL YEAR 2008-09 APPROPRIATION RECOMMENDATIONS**

(thousands of dollars)

Table II shows comprehensive prior year financial data, current year appropriations, and budget year recommendations by fund and major spending category.

| Year Ending June 30, 2007       |                        |                                    |                    |                   | Year Ending<br>June 30, 2009                |                   |                   |
|---------------------------------|------------------------|------------------------------------|--------------------|-------------------|---|-------------------|-------------------|
| Orig. &<br>(S)Supple-<br>mental | Reapp. &<br>(R)Recpts. | Transfers &<br>(E)Emer-<br>gencies | Total<br>Available | Expended          | 2008<br>Adjusted<br>Approp.                 | Requested         | Recom-<br>mended  |
|                                 |                        |                                    |                    |                   | <b>General Fund</b>                         |                   |                   |
| 6,218,863                       | 790,885                | 15,906                             | 7,025,654          | 6,540,431         | 6,601,508                                   | 6,432,001         | 6,430,073         |
| 8,865,710                       | 300,713                | -25,323                            | 9,141,100          | 8,643,576         | 9,255,467                                   | 9,347,659         | 8,987,453         |
| 1,790,210                       | 60,865                 | -1,770                             | 1,849,305          | 1,735,166         | 1,840,302                                   | 1,921,917         | 1,886,206         |
| 1,238,779                       | 228,955                | 11,278                             | 1,479,012          | 1,241,131         | 1,280,565                                   | 1,196,029         | 1,196,029         |
| 427,785                         | ---                    | ---                                | 427,785            | 427,783           | 438,797                                     | 405,897           | 405,897           |
| <b>18,541,347</b>               | <b>1,381,418</b>       | <b>91</b>                          | <b>19,922,856</b>  | <b>18,588,087</b> | <b>19,416,639</b>                           | <b>19,303,503</b> | <b>18,905,658</b> |
| <b>11,886,721</b>               | <b>7,489</b>           | <b>-103,479</b>                    | <b>11,790,731</b>  | <b>11,695,964</b> | <b>13,714,278</b>                           | <b>13,556,600</b> | <b>13,556,600</b> |
| 73,439                          | 887                    | ---                                | 74,326             | 73,063            | 75,439                                      | 75,439            | 75,439            |
| 518,981                         | 9,522                  | ---                                | 528,503            | 459,978           | 412,983                                     | 425,826           | 425,826           |
| ---                             | ---                    | ---                                | ---                | ---               | ---   | 5,080             | 5,080             |
| <b>31,020,488</b>               | <b>1,399,316</b>       | <b>-103,388</b>                    | <b>32,316,416</b>  | <b>30,817,092</b> | <b>33,619,339</b>                           | <b>33,366,448</b> | <b>32,968,603</b> |
|                                 |                        |                                    |                    |                   | <b>GRAND TOTAL STATE<br/>APPROPRIATIONS</b> |                   |                   |

**TABLE III**  
**SUMMARY OF APPROPRIATIONS BY ORGANIZATION**  
(thousands of dollars)

Table III shows comprehensive prior year financial data, current year appropriations, and budget year recommendations by major spending category, governmental branch, and department.

| Year Ending June 30, 2007           |                     |                            |                  |                  | Year Ending June 30, 2009 |                  |                  |
|-------------------------------------|---------------------|----------------------------|------------------|------------------|---------------------------|------------------|------------------|
| Orig. & (S)Supplemental             | Reapp. & (R)Recpts. | Transfers & (E)Emergencies | Total Available  | Expended         | 2008 Adjusted Approp.     | Requested        | Recommended      |
| <b><u>DIRECT STATE SERVICES</u></b> |                     |                            |                  |                  |                           |                  |                  |
| <b>Legislative Branch</b>           |                     |                            |                  |                  |                           |                  |                  |
| 11,681                              | 4,485               | 178                        | 16,344           | 11,565           | 11,959                    | 11,959           | 11,959           |
| 18,096                              | 2,921               | 178                        | 21,195           | 18,779           | 18,402                    | 18,402           | 18,402           |
| 28,883                              | 2,244               | 1,331                      | 32,458           | 30,844           | 30,797                    | 29,958           | 29,958           |
| 15,233                              | 8,349               | -500                       | 23,082           | 16,519           | 15,350                    | 15,350           | 15,350           |
| <b>73,893</b>                       | <b>17,999</b>       | <b>1,187</b>               | <b>93,079</b>    | <b>77,707</b>    | <b>76,508</b>             | <b>75,669</b>    | <b>75,669</b>    |
| <b>Executive Branch</b>             |                     |                            |                  |                  |                           |                  |                  |
| 4,924                               | 1,620               | ---                        | 6,544            | 5,275            | 5,428                     | 5,293            | 5,293            |
| 8,994                               | 3,244               | 302                        | 12,540           | 11,376           | 9,721                     | 7,930            | 7,930            |
| 68,944                              | 1,725               | 870                        | 71,539           | 68,336           | 72,127                    | 70,340           | 70,340           |
| 272,646                             | 11                  | 13,628                     | 286,285          | 282,907          | 326,958                   | 320,636          | 320,636          |
| 37,009                              | 35,919              | -4,278                     | 68,650           | 63,612           | 40,991                    | 39,574           | 39,574           |
| 942,404                             | 1,259               | 57,954                     | 1,001,617        | 994,270          | 1,028,994                 | 1,027,707        | 1,027,707        |
| 57,542                              | 2,386               | 27,398                     | 87,326           | 85,346           | 78,410                    | 74,998           | 74,998           |
| 241,208                             | 45,044              | 7,640                      | 293,892          | 277,371          | 249,653                   | 230,046          | 230,046          |
| 79,177                              | 24,226              | 11,070                     | 114,473          | 95,026           | 73,714                    | 68,234           | 68,234           |
| 78,306                              | 24,201              | 10,956                     | 113,463          | 94,078           | 72,843                    | 67,363           | 67,363           |
| 871                                 | 25                  | 114                        | 1,010            | 948              | 871                       | 871              | 871              |
| 452,155                             | 113,172             | 69,711                     | 635,038          | 536,247          | 515,948                   | 475,962          | 475,962          |
| 61,849                              | 55,763              | 67                         | 117,679          | 111,777          | 64,973                    | 64,881           | 64,881           |
| 570,356                             | 190,541             | -12,577                    | 748,320          | 650,620          | 578,440                   | 541,566          | 541,566          |
| 526,265                             | 190,318             | -12,577                    | 704,006          | 607,024          | 532,349                   | 495,475          | 495,475          |
| 43,999                              | 223                 | ---                        | 44,222           | 43,590           | 45,999                    | 45,999           | 45,999           |
| 92                                  | ---                 | ---                        | 92               | 6                | 92                        | 92               | 92               |
| 86,826                              | 6,481               | 2,485                      | 95,792           | 92,416           | 92,315                    | 90,273           | 90,273           |
| 23,990                              | 6,478               | -327                       | 30,141           | 27,214           | 22,824                    | 20,597           | 20,597           |
| 19,420                              | 3,261               | 197                        | 22,878           | 15,493           | 20,357                    | 17,466           | 17,466           |
| 24,448                              | 3,519               | 193                        | 28,160           | 24,686           | 41,759                    | 37,492           | 35,564           |
| 96,451                              | 4,617               | 2,965                      | 104,033          | 102,054          | 103,851                   | 82,404           | 82,404           |
| 456,909                             | 200,101             | -104,771                   | 552,239          | 507,937          | 505,709                   | 466,184          | 466,184          |
| 427,469                             | 199,437             | -104,771                   | 522,135          | 478,464          | 476,269                   | 436,744          | 436,744          |
| 29,440                              | 664                 | ---                        | 30,104           | 29,473           | 29,440                    | 29,440           | 29,440           |
| 1,407                               | 7                   | 11                         | 1,425            | 1,424            | 1,456                     | 1,456            | 1,456            |
| <b>3,506,659</b>                    | <b>699,374</b>      | <b>72,538</b>              | <b>4,278,571</b> | <b>3,953,387</b> | <b>3,833,628</b>          | <b>3,643,039</b> | <b>3,641,111</b> |
| 3,432,257                           | 698,462             | 72,424                     | 4,203,143        | 3,879,370        | 3,757,226                 | 3,566,637        | 3,564,709        |
| 73,439                              | 887                 | ---                        | 74,326           | 73,063           | 75,439                    | 75,439           | 75,439           |
| 963                                 | 25                  | 114                        | 1,102            | 954              | 963                       | 963              | 963              |
| <b>Interdepartmental Accounts</b>   |                     |                            |                  |                  |                           |                  |                  |
| 155,490                             | 4,988               | 10,700                     | 171,178          | 169,689          | 177,431                   | 150,477          | 150,477          |
| 120,711                             | 2,832               | ---                        | 123,543          | 121,678          | 111,489                   | 110,907          | 110,907          |
| 1,647,708                           | 8,000               | 34,924                     | 1,690,632        | 1,620,735        | 1,755,524                 | 1,768,831        | 1,768,831        |
| 36,278                              | 695                 | 34,196                     | 71,169           | 45,508           | 14,143                    | 4,175            | 4,175            |
| 118,860                             | 47,232              | -124,931                   | 41,161           | 10,488           | 13,900                    | 53,308           | 53,308           |
| 65,916                              | 924                 | -19,813                    | 47,027           | 38,764           | 66,156                    | 65,830           | 65,830           |
| <b>2,144,963</b>                    | <b>64,671</b>       | <b>-64,924</b>             | <b>2,144,710</b> | <b>2,006,862</b> | <b>2,138,643</b>          | <b>2,153,528</b> | <b>2,153,528</b> |

| Year Ending June 30, 2007           |                      |                             |                   |                   | Year Ending June 30, 2009                     |                   |                   |                   |
|-------------------------------------|----------------------|-----------------------------|-------------------|-------------------|---|-------------------|-------------------|-------------------|
| Orig. & Supplemental                | Reapp. & (R) Recpts. | Transfers & (E) Emergencies | Total Available   | Expended          | 2008 Adjusted Approp.                         | Requested         | Recommended       |                   |
| <b><u>DIRECT STATE SERVICES</u></b> |                      |                             |                   |                   |   |                   |                   |                   |
| <b>Judicial Branch</b>              |                      |                             |                   |                   |   |                   |                   |                   |
| 567,750                             | 9,753                | 7,219                       | 584,722           | 576,492           | The Judiciary                                 | 629,131           | 636,167           | 636,167           |
| <b>567,750</b>                      | <b>9,753</b>         | <b>7,219</b>                | <b>584,722</b>    | <b>576,492</b>    | <b>Total Judicial Branch</b>                  | <b>629,131</b>    | <b>636,167</b>    | <b>636,167</b>    |
| <b>6,293,265</b>                    | <b>791,797</b>       | <b>16,020</b>               | <b>7,101,082</b>  | <b>6,614,448</b>  | <b>Total Direct State Services</b>            | <b>6,677,910</b>  | <b>6,508,403</b>  | <b>6,506,475</b>  |
| 6,218,863                           | 790,885              | 15,906                      | 7,025,654         | 6,540,431         | (From General Fund)                           | 6,601,508         | 6,432,001         | 6,430,073         |
| 73,439                              | 887                  | ---                         | 74,326            | 73,063            | (From Casino Control Fund)                    | 75,439            | 75,439            | 75,439            |
| 963                                 | 25                   | 114                         | 1,102             | 954               | (From Casino Revenue Fund)                    | 963               | 963               | 963               |
| <b><u>GRANTS-IN-AID</u></b>         |                      |                             |                   |                   |   |                   |                   |                   |
| <b>Executive Branch</b>             |                      |                             |                   |                   |   |                   |                   |                   |
| 5,025                               | 412                  | 730                         | 6,167             | 5,751             | Department of Agriculture                     | 4,975             | 4,075             | 4,075             |
| 676,769                             | 10                   | 10,443                      | 687,222           | 656,341           | Department of Children and Families           | 753,952           | 755,067           | 755,067           |
| 61,845                              | 13,274               | 6,603                       | 81,722            | 73,563            | Department of Community Affairs               | 54,255            | 64,860            | 64,860            |
| 133,151                             | 4,402                | -41                         | 137,512           | 136,668           | Department of Corrections                     | 151,098           | 121,591           | 121,591           |
| 39,713                              | ---                  | 579                         | 40,292            | 36,054            | Department of Education                       | 31,688            | 18,453            | 18,453            |
| 27,165                              | 17,240               | -750                        | 43,655            | 4,744             | Department of Environmental Protection        | 35,947            | 19,481            | 19,481            |
| 1,743,326                           | 14,232               | -12,166                     | 1,745,392         | 1,515,465         | Department of Health and Senior Services      | 1,663,074         | 1,488,342         | 1,488,342         |
| 1,426,416                           | 4,735                | -12,052                     | 1,419,099         | 1,256,783         | (From General Fund)                           | 1,403,266         | 1,229,394         | 1,229,394         |
| 316,910                             | 9,497                | -114                        | 326,293           | 258,682           | (From Casino Revenue Fund)                    | 259,808           | 258,948           | 258,948           |
| 3,795,427                           | 196,537              | -21,119                     | 3,970,845         | 3,871,598         | Department of Human Services                  | 3,973,332         | 3,933,433         | 3,933,433         |
| 3,631,689                           | 196,537              | -21,119                     | 3,807,107         | 3,708,626         | (From General Fund)                           | 3,860,488         | 3,802,976         | 3,802,976         |
| 163,738                             | ---                  | ---                         | 163,738           | 162,972           | (From Casino Revenue Fund)                    | 112,844           | 130,457           | 130,457           |
| 56,973                              | 16                   | ---                         | 56,989            | 56,908            | Department of Labor and Workforce Development | 72,175            | 71,964            | 71,964            |
| 54,533                              | 16                   | ---                         | 54,549            | 54,468            | (From General Fund)                           | 69,735            | 69,524            | 69,524            |
| 2,440                               | ---                  | ---                         | 2,440             | 2,440             | (From Casino Revenue Fund)                    | 2,440             | 2,440             | 2,440             |
| 22,469                              | 98                   | ---                         | 22,567            | 21,949            | Department of Law and Public Safety           | 28,085            | 32,503            | 32,503            |
| 22,469                              | 98                   | ---                         | 22,567            | 21,949            | (From General Fund)                           | 28,085            | 27,423            | 27,423            |
| ---                                 | ---                  | ---                         | ---               | ---               | (From gubernatorial Elections Fund)           | ---               | 5,080             | 5,080             |
| 1,544                               | 69                   | 184                         | 1,797             | 1,786             | Department of Military and Veterans' Affairs  | 3,044             | 3,174             | 3,174             |
| 1,183,738                           | 10,938               | -189                        | 1,194,487         | 1,182,894         | Department of State                           | 1,256,428         | 1,505,725         | 1,159,575         |
| 300,700                             | 3,167                | 140                         | 304,007           | 300,808           | Department of Transportation                  | 298,200           | 358,200           | 358,200           |
| 1,587,898                           | 36,625               | 3,171                       | 1,627,694         | 1,466,097         | Department of the Treasury                    | 2,807,533         | 2,308,921         | 2,294,865         |
| 404,110                             | 35,156               | 3,171                       | 442,437           | 320,290           | (From General Fund)                           | 403,533           | 422,921           | 408,865           |
| 1,183,788                           | 1,469                | ---                         | 1,185,257         | 1,145,807         | (From Property Tax Relief Fund)               | 2,404,000         | 1,886,000         | 1,886,000         |
| <b>9,635,743</b>                    | <b>297,020</b>       | <b>-12,415</b>              | <b>9,920,348</b>  | <b>9,330,626</b>  | <b>Total Executive Branch</b>                 | <b>11,133,786</b> | <b>10,685,789</b> | <b>10,325,583</b> |
| 7,968,867                           | 286,054              | -12,301                     | 8,242,620         | 7,760,725         | (From General Fund)                           | 8,354,694         | 8,402,864         | 8,042,658         |
| 1,183,788                           | 1,469                | ---                         | 1,185,257         | 1,145,807         | (From Property Tax Relief Fund)               | 2,404,000         | 1,886,000         | 1,886,000         |
| 483,088                             | 9,497                | -114                        | 492,471           | 424,094           | (From Casino Revenue Fund)                    | 375,092           | 391,845           | 391,845           |
| ---                                 | ---                  | ---                         | ---               | ---               | (From gubernatorial Elections Fund)           | ---               | 5,080             | 5,080             |
| <b>Interdepartmental Accounts</b>   |                      |                             |                   |                   |   |                   |                   |                   |
| 760,407                             | 2,800                | -13,032                     | 750,175           | 736,677           | Employee Benefits                             | 745,469           | 768,514           | 768,514           |
| ---                                 | 11,189               | 10                          | 11,199            | 10,838            | Other Interdepartmental Accounts              | ---               | ---               | ---               |
| ---                                 | ---                  | ---                         | ---               | ---               | Salary Increases and Other Benefits           | ---               | 38,485            | 38,485            |
| 136,436                             | 670                  | ---                         | 137,106           | 135,336           | Aid to Independent Authorities                | 155,304           | 137,796           | 137,796           |
| <b>896,843</b>                      | <b>14,659</b>        | <b>-13,022</b>              | <b>898,480</b>    | <b>882,851</b>    | <b>Total Interdepartmental Accounts</b>       | <b>900,773</b>    | <b>944,795</b>    | <b>944,795</b>    |
| <b>10,532,586</b>                   | <b>311,679</b>       | <b>-25,437</b>              | <b>10,818,828</b> | <b>10,213,477</b> | <b>Total Grants-in-Aid</b>                    | <b>12,034,559</b> | <b>11,630,584</b> | <b>11,270,378</b> |
| 8,865,710                           | 300,713              | -25,323                     | 9,141,100         | 8,643,576         | (From General Fund)                           | 9,255,467         | 9,347,659         | 8,987,453         |
| 1,183,788                           | 1,469                | ---                         | 1,185,257         | 1,145,807         | (From Property Tax Relief Fund)               | 2,404,000         | 1,886,000         | 1,886,000         |
| 483,088                             | 9,497                | -114                        | 492,471           | 424,094           | (From Casino Revenue Fund)                    | 375,092           | 391,845           | 391,845           |
| ---                                 | ---                  | ---                         | ---               | ---               | (From gubernatorial Elections Fund)           | ---               | 5,080             | 5,080             |

| Year Ending June 30, 2007   |                      |                             |                   |                   | Year Ending June 30, 2009 |                   |                   |
|-----------------------------|----------------------|-----------------------------|-------------------|-------------------|---------------------------|-------------------|-------------------|
| Orig. & (S) Supplemental    | Reapp. & (R) Recpts. | Transfers & (E) Emergencies | Total Available   | Expended          | 2008 Adjusted Approp.     | Requested         | Recommended       |
| <b>STATE AID</b>            |                      |                             |                   |                   |                           |                   |                   |
| <b>Executive Branch</b>     |                      |                             |                   |                   |                           |                   |                   |
| 11,727                      | 2,593                | -7                          | 14,313            | 11,150            | 11,727                    | 10,873            | 10,873            |
| 1,216,361                   | 9,533                | -86,457                     | 1,139,437         | 1,131,779         | 1,212,608                 | 1,020,284         | 1,020,284         |
| 154,889                     | 9,533                | -2,249                      | 162,173           | 155,028           | 92,036                    | 55,906            | 55,906            |
| 1,061,472                   | ---                  | -84,208                     | 977,264           | 976,751           | 1,120,572                 | 964,378           | 964,378           |
| 10,314,002                  | 14,244               | -19,191                     | 10,309,055        | 10,213,262        | 10,930,218                | 11,544,311        | 11,544,311        |
| 840,315                     | 8,224                | 80                          | 848,619           | 802,205           | 916,206                   | 1,015,495         | 1,015,495         |
| 9,473,687                   | 6,020                | -19,271                     | 9,460,436         | 9,411,057         | 10,014,012                | 10,528,816        | 10,528,816        |
| 20,566                      | 140                  | 155                         | 20,861            | 20,271            | 21,197                    | 19,236            | 19,236            |
| 11,066                      | 140                  | 155                         | 11,361            | 11,203            | 11,369                    | 9,236             | 9,236             |
| 9,500                       | ---                  | ---                         | 9,500             | 9,068             | 9,828                     | 10,000            | 10,000            |
| 9,552                       | ---                  | ---                         | 9,552             | 9,417             | 9,552                     | 9,552             | 9,552             |
| 416,855                     | 3,618                | 251                         | 420,724           | 412,408           | 429,546                   | 449,394           | 449,394           |
| 1,522                       | ---                  | ---                         | 1,522             | 1,448             | 1,522                     | 1,522             | 1,522             |
| 16,000                      | 6,858                | ---                         | 22,858            | 15,323            | 24,000                    | 16,000            | 16,000            |
| 25,550                      | ---                  | ---                         | 25,550            | 25,408            | 46,065                    | 36,548            | 34,681            |
| 34,930                      | ---                  | ---                         | 34,930            | 34,930            | 36,928                    | 33,018            | 33,018            |
| 34,930                      | ---                  | ---                         | 34,930            | 34,930            | 36,928                    | 33,018            | 33,018            |
| 461,008                     | 29,899               | ---                         | 490,907           | 444,857           | 464,145                   | 484,797           | 450,953           |
| 302,734                     | 29,899               | ---                         | 332,633           | 291,576           | 298,279                   | 317,391           | 283,547           |
| 158,274                     | ---                  | ---                         | 158,274           | 153,281           | 165,866                   | 167,406           | 167,406           |
| <b>12,528,073</b>           | <b>66,885</b>        | <b>-105,249</b>             | <b>12,489,709</b> | <b>12,320,253</b> | <b>13,187,508</b>         | <b>13,625,535</b> | <b>13,589,824</b> |
| 1,790,210                   | 60,865               | -1,770                      | 1,849,305         | 1,735,166         | 1,840,302                 | 1,921,917         | 1,886,206         |
| 10,702,933                  | 6,020                | -103,479                    | 10,605,474        | 10,550,157        | 11,310,278                | 11,670,600        | 11,670,600        |
| 34,930                      | ---                  | ---                         | 34,930            | 34,930            | 36,928                    | 33,018            | 33,018            |
| <b>12,528,073</b>           | <b>66,885</b>        | <b>-105,249</b>             | <b>12,489,709</b> | <b>12,320,253</b> | <b>13,187,508</b>         | <b>13,625,535</b> | <b>13,589,824</b> |
| 1,790,210                   | 60,865               | -1,770                      | 1,849,305         | 1,735,166         | 1,840,302                 | 1,921,917         | 1,886,206         |
| 10,702,933                  | 6,020                | -103,479                    | 10,605,474        | 10,550,157        | 11,310,278                | 11,670,600        | 11,670,600        |
| 34,930                      | ---                  | ---                         | 34,930            | 34,930            | 36,928                    | 33,018            | 33,018            |
| <b>CAPITAL CONSTRUCTION</b> |                      |                             |                   |                   |                           |                   |                   |
| <b>Legislative Branch</b>   |                      |                             |                   |                   |                           |                   |                   |
| ---                         | 288                  | ---                         | 288               | 117               | ---                       | ---               | ---               |
| ---                         | <b>288</b>           | ---                         | <b>288</b>        | <b>117</b>        | ---                       | ---               | ---               |
| <b>Executive Branch</b>     |                      |                             |                   |                   |                           |                   |                   |
| ---                         | 1,799                | ---                         | 1,799             | ---               | 250                       | ---               | ---               |
| 10,000                      | ---                  | 2,881                       | 12,881            | 6,916             | ---                       | ---               | ---               |
| ---                         | 8,517                | -1                          | 8,516             | 1,125             | 3,936                     | ---               | ---               |
| 2,450                       | 1,638                | ---                         | 4,088             | 1,168             | 2,800                     | ---               | ---               |
| 116,767                     | 114,270              | -9,118                      | 221,919           | 99,251            | 117,024                   | 92,611            | 92,611            |
| ---                         | 246                  | ---                         | 246               | 98                | ---                       | ---               | ---               |
| 7,700                       | 20,653               | -2,881                      | 25,472            | 10,044            | 2,800                     | ---               | ---               |
| 1,500                       | 13,122               | ---                         | 14,622            | 4,195             | 3,800                     | ---               | ---               |
| 2,590                       | 2,465                | 925                         | 5,980             | 1,565             | ---                       | ---               | ---               |
| ---                         | 1,624                | ---                         | 1,624             | 1,157             | 1,318                     | ---               | ---               |
| 895,000                     | 191                  | ---                         | 895,191           | 895,000           | 895,000                   | 895,000           | 895,000           |
| ---                         | 20,419               | 8,879                       | 29,298            | 11,760            | 6,500                     | ---               | ---               |
| ---                         | 2                    | ---                         | 2                 | ---               | ---                       | ---               | ---               |
| <b>1,036,007</b>            | <b>184,946</b>       | <b>685</b>                  | <b>1,221,638</b>  | <b>1,032,279</b>  | <b>1,033,428</b>          | <b>987,611</b>    | <b>987,611</b>    |

| Year Ending June 30, 2007                  |                      |                             |                   |                   | Year Ending June 30, 2009 |                   |                   |
|--|----------------------|-----------------------------|-------------------|-------------------|---------------------------|-------------------|-------------------|
| Orig. & (S) Supplemental                   | Reapp. & (R) Recpts. | Transfers & (E) Emergencies | Total Available   | Expended          | 2008 Adjusted Approp.     | Requested         | Recommended       |
| <b>CAPITAL CONSTRUCTION</b>                |                      |                             |                   |                   |                           |                   |                   |
| <b>Interdepartmental Accounts</b>          |                      |                             |                   |                   |                           |                   |                   |
| 202,772                                    | 43,721               | 10,593                      | 257,086           | 208,735           | 247,137                   | 208,418           | 208,418           |
| Capital Projects - Statewide               |                      |                             |                   |                   |                           |                   |                   |
| <u>202,772</u>                             | <u>43,721</u>        | <u>10,593</u>               | <u>257,086</u>    | <u>208,735</u>    | <u>247,137</u>            | <u>208,418</u>    | <u>208,418</u>    |
| <b>Total Interdepartmental Accounts</b>    |                      |                             |                   |                   |                           |                   |                   |
| <u>1,238,779</u>                           | <u>228,955</u>       | <u>11,278</u>               | <u>1,479,012</u>  | <u>1,241,131</u>  | <u>1,280,565</u>          | <u>1,196,029</u>  | <u>1,196,029</u>  |
| <b>Total Capital Construction</b>          |                      |                             |                   |                   |                           |                   |                   |
| <b>DEBT SERVICE</b>                        |                      |                             |                   |                   |                           |                   |                   |
| <b>Executive Branch</b>                    |                      |                             |                   |                   |                           |                   |                   |
| 64,664                                     | ---                  | -1                          | 64,663            | 64,663            | 56,790                    | 59,735            | 59,735            |
| Department of Environmental Protection     |                      |                             |                   |                   |                           |                   |                   |
| 363,121                                    | ---                  | 1                           | 363,122           | 363,120           | 382,007                   | 346,162           | 346,162           |
| Department of the Treasury                 |                      |                             |                   |                   |                           |                   |                   |
| <u>427,785</u>                             | <u>---</u>           | <u>---</u>                  | <u>427,785</u>    | <u>427,783</u>    | <u>438,797</u>            | <u>405,897</u>    | <u>405,897</u>    |
| <b>Total Executive Branch</b>              |                      |                             |                   |                   |                           |                   |                   |
| <u>427,785</u>                             | <u>---</u>           | <u>---</u>                  | <u>427,785</u>    | <u>427,783</u>    | <u>438,797</u>            | <u>405,897</u>    | <u>405,897</u>    |
| <b>Total Debt Service</b>                  |                      |                             |                   |                   |                           |                   |                   |
| <u>31,020,488</u>                          | <u>1,399,316</u>     | <u>-103,388</u>             | <u>32,316,416</u> | <u>30,817,092</u> | <u>33,619,339</u>         | <u>33,366,448</u> | <u>32,968,603</u> |
| <b>GRAND TOTAL- STATE APPROPRIATIONS</b>   |                      |                             |                   |                   |                           |                   |                   |
| 18,541,347                                 | 1,381,418            | 91                          | 19,922,856        | 18,588,087        | 19,416,639                | 19,303,503        | 18,905,658        |
| <i>(From General Fund)</i>                 |                      |                             |                   |                   |                           |                   |                   |
| 73,439                                     | 887                  | ---                         | 74,326            | 73,063            | 75,439                    | 75,439            | 75,439            |
| <i>(From Casino Control Fund)</i>          |                      |                             |                   |                   |                           |                   |                   |
| 11,886,721                                 | 7,489                | -103,479                    | 11,790,731        | 11,695,964        | 13,714,278                | 13,556,600        | 13,556,600        |
| <i>(From Property Tax Relief Fund)</i>     |                      |                             |                   |                   |                           |                   |                   |
| 518,981                                    | 9,522                | ---                         | 528,503           | 459,978           | 412,983                   | 425,826           | 425,826           |
| <i>(From Casino Revenue Fund)</i>          |                      |                             |                   |                   |                           |                   |                   |
| ---  | ---                  | ---                         | ---               | ---               | ---                       | 5,080             | 5,080             |
| <i>(From gubernatorial Elections Fund)</i> |                      |                             |                   |                   |                           |                   |                   |

**TABLE IV**  
**SUMMARY OF APPROPRIATIONS BY CATEGORY OR PURPOSE**  
(thousands of dollars)

Table IV shows prior year expenditures, current year appropriations, and budget year request & recommendations by Category or Purpose within fund and major spending category.

|  | 2007 Expenditures | 2008 Adjusted Appropriation | 2009 Requested   | 2009 Recommended |
|--|-------------------|-----------------------------|------------------|------------------|
| <b>General Fund--</b>                      |                   |                             |                  |                  |
| Direct State Services--                    |                   |                             |                  |                  |
| Personal Services .....                    | 2,954,824         | 3,121,965                   | 3,035,825        | 3,035,090        |
| Materials and Supplies .....               | 255,631           | 241,545                     | 243,292          | 243,204          |
| Services Other Than Personal .....         | 505,140           | 468,009                     | 460,742          | 460,714          |
| Maintenance and Fixed Charges .....        | 256,942           | 275,703                     | 232,561          | 232,489          |
| Improvements and Equipment .....           | 44,405            | 34,182                      | 29,145           | 29,140           |
| Employee Pension and Health Benefits ..... | 1,620,735         | 1,755,524                   | 1,768,831        | 1,768,831        |
| Special Purpose .....                      | 902,754           | 704,580                     | 661,605          | 660,605          |
| <i>Total Direct State Services .....</i>   | <u>6,540,431</u>  | <u>6,601,508</u>            | <u>6,432,001</u> | <u>6,430,073</u> |

|  | 2007<br>Expenditures     | 2008<br>Adjusted<br>Appropriation | 2009<br>Requested        | 2009<br>Recom-<br>mended |
|--|--------------------------|-----------------------------------|--------------------------|--------------------------|
| <b>Grants-in-Aid--</b>                                     |                          |                                   |                          |                          |
| Employee Benefits--Colleges and Universities .....         | 736,677                  | 745,469                           | 768,514                  | 768,514                  |
| Rutgers, The State University .....                        | 309,280                  | 328,595                           | 342,120                  | 290,581                  |
| University of Medicine and Dentistry of New Jersey .....   | 220,231                  | 231,112                           | 272,336                  | 208,671                  |
| New Jersey Institute of Technology .....                   | 47,182                   | 49,098                            | 122,690                  | 42,685                   |
| State Colleges and Universities .....                      | 276,717                  | 292,572                           | 413,560                  | 262,619                  |
| Other Higher Education Programs .....                      | 71,192                   | 105,821                           | 133,890                  | 132,321                  |
| Student Aid--Scholarships and Grants .....                 | 290,187                  | 308,963                           | 322,806                  | 322,806                  |
| Support of Independent Higher Education Institutions ..... | 21,978                   | 21,672                            | 32,115                   | 19,628                   |
| Correctional Facilities .....                              | 136,668                  | 151,098                           | 121,591                  | 121,591                  |
| Support of the Arts .....                                  | 24,530                   | 28,718                            | 18,930                   | 18,930                   |
| Transit Subsidy .....                                      | 300,700                  | 298,200                           | 358,200                  | 358,200                  |
| Welfare Support Programs .....                             | 249,174                  | 277,025                           | 269,216                  | 269,216                  |
| Medicaid .....   | 3,372,174                | 3,549,540                         | 3,394,848                | 3,394,848                |
| Pharmaceutical Assistance Programs .....                   | 19,065                   | 77,018                            | 55,566                   | 55,566                   |
| Children and Families .....                                | 656,341                  | 753,952                           | 755,067                  | 755,067                  |
| Services for the Developmentally Disabled .....            | 548,960                  | 519,119                           | 548,359                  | 548,359                  |
| Community Mental Health Services .....                     | 280,428                  | 304,887                           | 324,887                  | 324,887                  |
| AIDS Programs .....  | 22,434                   | 31,000                            | 31,309                   | 31,309                   |
| Other Health and Human Services Programs .....             | 291,033                  | 496,265                           | 388,119                  | 388,119                  |
| Economic Development .....                                 | 272,724                  | 326,716                           | 332,122                  | 332,122                  |
| Other Grants--In-Aid .....                                 | 495,901                  | 358,627                           | 341,414                  | 341,414                  |
| <i>Total Grants-in-Aid</i> .....                           | <u>8,643,576</u>         | <u>9,255,467</u>                  | <u>9,347,659</u>         | <u>8,987,453</u>         |
| <b>State Aid--</b>   |                          |                                   |                          |                          |
| Aid to County Colleges .....                               | 173,537                  | 177,959                           | 201,448                  | 167,604                  |
| Educational .....  | 802,205                  | 916,206                           | 1,015,495                | 1,015,495                |
| Cash Assistance and County Welfare Administration .....    | 292,777                  | 287,507                           | 307,301                  | 307,301                  |
| Health and Senior Services and Human Services .....        | 129,048                  | 151,591                           | 151,645                  | 151,645                  |
| Aid to Counties and Municipalities .....                   | 305,574                  | 259,471                           | 209,447                  | 207,580                  |
| Other State Aid .....                                      | 32,025                   | 47,568                            | 36,581                   | 36,581                   |
| <i>Total State Aid</i> .....                               | <u>1,735,166</u>         | <u>1,840,302</u>                  | <u>1,921,917</u>         | <u>1,886,206</u>         |
| <b>Capital Construction--</b>                              |                          |                                   |                          |                          |
| Transportation Trust Fund .....                            | 895,000                  | 895,000                           | 895,000                  | 895,000                  |
| Environmental .....  | 3,288                    | ---                               | ---                      | ---                      |
| Educational .....  | 1,168                    | 2,800                             | ---                      | ---                      |
| Institutional .....  | 11,169                   | 6,736                             | ---                      | ---                      |
| Constitutionally Dedicated Projects .....                  | 190,201                  | 209,234                           | 190,611                  | 190,611                  |
| All Other .....  | 140,305                  | 166,795                           | 110,418                  | 110,418                  |
| <i>Total Capital Construction</i> .....                    | <u>1,241,131</u>         | <u>1,280,565</u>                  | <u>1,196,029</u>         | <u>1,196,029</u>         |
| <b>Debt Service--</b>                                      |                          |                                   |                          |                          |
| Principal .....  | 254,245                  | 267,075                           | 248,112                  | 248,112                  |
| Interest .....   | 173,538                  | 171,722                           | 157,785                  | 157,785                  |
| <i>Total Debt Service</i> .....                            | <u>427,783</u>           | <u>438,797</u>                    | <u>405,897</u>           | <u>405,897</u>           |
| <b>Total General Fund</b> .....                            | <u><b>18,588,087</b></u> | <u><b>19,416,639</b></u>          | <u><b>19,303,503</b></u> | <u><b>18,905,658</b></u> |
| <b>Property Tax Relief Fund--</b>                          |                          |                                   |                          |                          |
| Aid to County Colleges .....                               | 27,640                   | 35,139                            | 40,026                   | 40,026                   |
| Educational .....  | 9,411,057                | 10,014,012                        | 10,528,816               | 10,528,816               |
| Direct Property Tax Relief .....                           | 1,241,220                | 2,501,000                         | 1,978,000                | 1,978,000                |
| Aid to Municipalities .....                                | 1,016,047                | 1,164,127                         | 1,009,758                | 1,009,758                |
| <i>Total Property Tax Relief Fund</i> .....                | <u><b>11,695,964</b></u> | <u><b>13,714,278</b></u>          | <u><b>13,556,600</b></u> | <u><b>13,556,600</b></u> |

|  | 2007<br>Expenditures | 2008<br>Adjusted<br>Appropriation | 2009<br>Requested | 2009<br>Recom-<br>mended |
|--|----------------------|-----------------------------------|-------------------|--------------------------|
| <b>Casino Control Fund--</b>                             |                      |                                   |                   |                          |
| Enforcement .....  | 43,590               | 45,999                            | 45,999            | 45,999                   |
| Administration .....                                     | 29,473               | 29,440                            | 29,440            | 29,440                   |
| <b>Total Casino Control Fund .....</b>                   | <b>73,063</b>        | <b>75,439</b>                     | <b>75,439</b>     | <b>75,439</b>            |
| <b>Casino Revenue Fund--</b>                             |                      |                                   |                   |                          |
| Medicaid .....   | 159,882              | 109,186                           | 125,500           | 125,500                  |
| Pharmaceutical Assistance Programs .....                 | 214,762              | 215,473                           | 215,912           | 215,912                  |
| Programs for Senior Citizens and the Disabled .....      | 85,334               | 88,324                            | 84,414            | 84,414                   |
| <b>Total Casino Revenue Fund .....</b>                   | <b>459,978</b>       | <b>412,983</b>                    | <b>425,826</b>    | <b>425,826</b>           |
| <b>Gubernatorial Elections Fund--</b>                    |                      |                                   |                   |                          |
| Public Financing of Gubernatorial General Election ..... | ---                  | ---                               | 5,080             | 5,080                    |
| <b>Total Gubernatorial Elections Fund .....</b>          | <b>---</b>           | <b>---</b>                        | <b>5,080</b>      | <b>5,080</b>             |
| <b>GRAND TOTAL STATE APPROPRIATIONS .....</b>            | <b>30,817,092</b>    | <b>33,619,339</b>                 | <b>33,366,448</b> | <b>32,968,603</b>        |

**TABLE V**  
**SUMMARY OF APPROPRIATIONS BY STATEWIDE PROGRAM**  
(thousands of dollars)

Table V shows detailed prior year financial data, current year appropriations, and budget year recommendations by fund, major spending category, and Statewide Program.

| Year Ending June 30, 2007                     |                        |                                    |                    |           | Year Ending<br>June 30, 2009 |           |                  |
|---|------------------------|------------------------------------|--------------------|-----------|------------------------------|-----------|------------------|
| Orig. &<br>(S)Supple-<br>mental               | Reapp. &<br>(R)Recpts. | Transfers &<br>(E)Emer-<br>gencies | Total<br>Available | Expended  | 2008<br>Adjusted<br>Approp.  | Requested | Recom-<br>mended |
| <b>GENERAL FUND</b>                           |                        |                                    |                    |           |                              |           |                  |
| <b>Direct State Services</b>                  |                        |                                    |                    |           |                              |           |                  |
| <b>10. Public Safety and Criminal Justice</b> |                        |                                    |                    |           |                              |           |                  |
| ---   | ---                    | ---                                | ---                | ---       | ---                          | ---       | ---              |
| 342,270                                       | 22,262                 | 7,058                              | 371,590            | 362,398   | 340,082                      | 309,557   | 309,557          |
| 8,626   | 6,277                  | -610                               | 14,293             | 12,617    | 7,085                        | 6,017     | 6,017            |
| 16,447  | 4,998                  | -240                               | 21,205             | 18,035    | 16,511                       | 14,433    | 14,433           |
| 567,750                                       | 9,753                  | 7,219                              | 584,722            | 576,492   | 629,131                      | 636,167   | 636,167          |
| 861,480                                       | 312                    | 58,860                             | 920,652            | 915,101   | 945,319                      | 941,606   | 941,606          |
| 62,221  | 947                    | -232                               | 62,936             | 61,146    | 65,053                       | 68,194    | 68,194           |
| 98,507  | 13                     | 5,625                              | 104,145            | 104,099   | 106,279                      | 104,347   | 104,347          |
| 36,421  | 1,659                  | -1,729                             | 36,351             | 35,135    | 37,411                       | 35,164    | 35,164           |
| 1,993,722                                     | 46,221                 | 75,951                             | 2,115,894          | 2,085,023 | 2,146,871                    | 2,115,485 | 2,115,485        |
| <b>20. Physical and Mental Health</b>         |                        |                                    |                    |           |                              |           |                  |
| 44,704  | 5,573                  | 4,551                              | 54,828             | 53,412    | 45,277                       | 40,917    | 40,917           |
| 13,894  | 7,914                  | -5,764                             | 16,044             | 10,191    | 8,444                        | 8,244     | 8,244            |
| 264,015                                       | 2,066                  | 32,377                             | 298,458            | 296,404   | 300,745                      | 295,839   | 295,839          |
| 25,641  | 5,122                  | 2,857                              | 33,620             | 29,770    | 24,457                       | 23,896    | 23,896           |
| 3,597   | 10,714                 | 5,183                              | 19,494             | 8,745     | 3,498                        | 3,498     | 3,498            |
| 16,111  | ---                    | 6,986                              | 23,097             | 21,730    | 15,624                       | 14,704    | 14,704           |
| 1,234   | ---                    | ---                                | 1,234              | 1,234     | 1,324                        | 1,274     | 1,274            |
| 369,196                                       | 31,389                 | 46,190                             | 446,775            | 421,486   | 399,369                      | 388,372   | 388,372          |

| Year Ending June 30, 2007       |                        |                                    |                    |           | Year Ending<br>June 30, 2009                                   |           |                  |  |
|---------------------------------|------------------------|------------------------------------|--------------------|-----------|--|-----------|------------------|--|
| Orig. &<br>(S)Supple-<br>mental | Reapp. &<br>(R)Recpts. | Transfers &<br>(E)Emer-<br>gencies | Total<br>Available | Expended  | 2008<br>Adjusted<br>Approp.                                    | Requested | Recom-<br>mended |  |
| 97,705                          | 95,417                 | 14,231                             | 207,353            | 129,170   | <b>30. Educational, Cultural, and Intellectual Development</b> |           |                  |  |
|                                 |                        |                                    |                    |           | 32. Operation and Support of Educational Institutions          |           |                  |  |
|                                 |                        |                                    |                    |           | 125,528  | 100,491   | 100,491          |  |
| 9,418                           | 785                    | 920                                | 11,123             | 11,071    | 33. Supplemental Education and Training Programs               |           |                  |  |
| 39,015                          | 2,073                  | 19,885                             | 60,973             | 59,566    | 10,781   | 10,170    | 10,170           |  |
| 14,997                          | 289                    | 7,493                              | 22,779             | 22,330    | 34. Educational Support Services                               |           |                  |  |
| 3,412                           | 1                      | -78                                | 3,335              | 3,212     | 54,857   | 52,347    | 52,347           |  |
| 13,639                          | 120                    | 237                                | 13,996             | 13,865    | 35. Education Administration and Management                    |           |                  |  |
|                                 |                        |                                    |                    |           | 19,669   | 18,767    | 18,767           |  |
|                                 |                        |                                    |                    |           | 36. Higher Educational Services                                |           |                  |  |
|                                 |                        |                                    |                    |           | 3,267  | 2,772     | 2,772            |  |
|                                 |                        |                                    |                    |           | 37. Cultural and Intellectual Development Services             |           |                  |  |
|                                 |                        |                                    |                    |           | 30,893   | 27,817    | 25,889           |  |
| 178,186                         | 98,685                 | 42,688                             | 319,559            | 239,214   | Total Appropriation  | 244,995   | 212,364          |  |
|                                 |                        |                                    |                    |           | <b>40. Community Development and Environmental Management</b>  |           |                  |  |
| 24,810                          | 35,605                 | -4,325                             | 56,090             | 51,305    | 41. Community Development Management                           |           |                  |  |
| 67,364                          | 6,006                  | 4,021                              | 77,391             | 73,616    | 29,192   | 28,839    | 28,839           |  |
| 42,079                          | 6,550                  | -3,059                             | 45,570             | 44,153    | 42. Natural Resource Management                                |           |                  |  |
| 56,530                          | 21,125                 | 289                                | 77,944             | 73,436    | 72,069   | 61,359    | 61,359           |  |
| 36,561                          | 8,187                  | -1,040                             | 43,708             | 40,176    | 43. Science and Technical Programs                             |           |                  |  |
| 17,997                          | 4                      | 4,480                              | 22,481             | 22,477    | 45,880   | 42,708    | 42,708           |  |
| 21,917                          | 3,172                  | 2,949                              | 28,038             | 24,753    | 44. Site Remediation and Waste Management                      |           |                  |  |
| 8,994                           | 3,244                  | 302                                | 12,540             | 11,376    | 50,232   | 47,391    | 47,391           |  |
|                                 |                        |                                    |                    |           | 45. Environmental Regulation                                   |           |                  |  |
|                                 |                        |                                    |                    |           | 38,286   | 37,217    | 37,217           |  |
|                                 |                        |                                    |                    |           | 46. Environmental Planning and Administration                  |           |                  |  |
|                                 |                        |                                    |                    |           | 21,997   | 20,182    | 20,182           |  |
|                                 |                        |                                    |                    |           | 47. Compliance and Enforcement                                 |           |                  |  |
|                                 |                        |                                    |                    |           | 22,465   | 22,465    | 22,465           |  |
|                                 |                        |                                    |                    |           | 49. Agricultural Resources, Planning, and Regulation           |           |                  |  |
|                                 |                        |                                    |                    |           | 9,721  | 7,930     | 7,930            |  |
| 276,252                         | 83,893                 | 3,617                              | 363,762            | 341,292   | Total Appropriation  | 289,842   | 268,091          |  |
|                                 |                        |                                    |                    |           | <b>50. Economic Planning, Development, and Security</b>        |           |                  |  |
| 4,266                           | 267                    | -72                                | 4,461              | 4,320     | 51. Economic Planning and Development                          |           |                  |  |
| 94,818                          | 5,054                  | 1,961                              | 101,833            | 96,347    | 4,470  | 3,492     | 3,492            |  |
| 65,934                          | 27,749                 | 395                                | 94,078             | 81,388    | 52. Economic Regulation  |           |                  |  |
| 21,006                          | 35,966                 | 91                                 | 57,063             | 53,619    | 100,416  | 97,759    | 97,759           |  |
| 275,534                         | 12                     | 33,819                             | 309,365            | 304,847   | 53. Economic Assistance and Security                           |           |                  |  |
|                                 |                        |                                    |                    |           | 71,753   | 66,571    | 66,571           |  |
|                                 |                        |                                    |                    |           | 54. Manpower and Employment Services                           |           |                  |  |
|                                 |                        |                                    |                    |           | 21,726   | 21,654    | 21,654           |  |
|                                 |                        |                                    |                    |           | 55. Social Services Programs                                   |           |                  |  |
|                                 |                        |                                    |                    |           | 330,709  | 323,568   | 323,568          |  |
| 461,558                         | 69,048                 | 36,194                             | 566,800            | 540,521   | Total Appropriation  | 529,074   | 513,044          |  |
|                                 |                        |                                    |                    |           | <b>60. Transportation Programs</b>                             |           |                  |  |
| 92,141                          | 4,392                  | 2,955                              | 99,488             | 97,523    | 61. State and Local Highway Facilities                         |           |                  |  |
| 4,310                           | 225                    | 10                                 | 4,545              | 4,531     | 100,586  | 79,275    | 79,275           |  |
|                                 |                        |                                    |                    |           | 64. Regulation and General Management                          |           |                  |  |
|                                 |                        |                                    |                    |           | 3,265  | 3,129     | 3,129            |  |
| 96,451                          | 4,617                  | 2,965                              | 104,033            | 102,054   | Total Appropriation  | 103,851   | 82,404           |  |
|                                 |                        |                                    |                    |           | <b>70. Government Direction, Management, and Control</b>       |           |                  |  |
| 58,660                          | 9,650                  | 1,687                              | 69,997             | 61,188    | 71. Legislative Activities                                     |           |                  |  |
| 25,079                          | 131,054                | -117,370                           | 38,763             | 26,574    | 61,158   | 60,319    | 60,319           |  |
| 198,431                         | 15,430                 | -1,022                             | 212,839            | 202,051   | 72. Governmental Review and Oversight                          |           |                  |  |
| 2,253,412                       | 122,463                | -64,645                            | 2,311,230          | 2,152,632 | 28,828   | 27,707    | 27,707           |  |
| 4,148                           | 104                    | -35                                | 4,217              | 4,103     | 73. Financial Administration                                   |           |                  |  |
| 53,115                          | 4,156                  | 7,109                              | 64,380             | 56,576    | 176,662  | 163,573   | 163,573          |  |
| 15,233                          | 8,349                  | -500                               | 23,082             | 16,519    | 74. General Government Services                                |           |                  |  |
|                                 |                        |                                    |                    |           | 2,299,201  | 2,293,447 | 2,293,447        |  |
|                                 |                        |                                    |                    |           | 75. State Subsidies and Financial Aid                          |           |                  |  |
|                                 |                        |                                    |                    |           | 3,800  | 3,664     | 3,664            |  |
|                                 |                        |                                    |                    |           | 76. Management and Administration                              |           |                  |  |
|                                 |                        |                                    |                    |           | 52,931   | 44,053    | 44,053           |  |
|                                 |                        |                                    |                    |           | 77. Legislative Commissions and Committees                     |           |                  |  |
|                                 |                        |                                    |                    |           | 15,350   | 15,350    | 15,350           |  |
| 2,608,078                       | 291,206                | -174,776                           | 2,724,508          | 2,519,643 | Total Appropriation  | 2,637,930 | 2,608,113        |  |
|                                 |                        |                                    |                    |           | <b>80. Special Government Services</b>                         |           |                  |  |
| 165,041                         | 164,343                | -19,648                            | 309,736            | 216,817   | 82. Protection of Citizens' Rights                             |           |                  |  |
| 70,379                          | 1,483                  | 2,725                              | 74,587             | 74,381    | 173,772  | 168,288   | 168,288          |  |
|                                 |                        |                                    |                    |           | 83. Services to Veterans                                       |           |                  |  |
|                                 |                        |                                    |                    |           | 75,804   | 75,840    | 75,840           |  |
| 235,420                         | 165,826                | -16,923                            | 384,323            | 291,198   | Total Appropriation  | 249,576   | 244,128          |  |
| 6,218,863                       | 790,885                | 15,906                             | 7,025,654          | 6,540,431 | Total Direct State Services - General Fund                     | 6,601,508 | 6,432,001        |  |
|                                 |                        |                                    |                    |           |  |           | 6,430,073        |  |

## **FY 2009 Budget Executive Summary**

The proposed FY 2009 Budget has been reduced by \$500 million compared to the FY 2008 Budget signed into law last June. Actual reductions, however, total \$2.7 billion in order to offset mandatory cost pressures that would have otherwise brought spending to \$35.7 billion in the next fiscal year. With all cuts and restraints combined, FY 2009 appropriations total \$32.97 billion, compared to \$33.47 billion in the FY 2008 Appropriations Act.

The FY 2009 Budget represents a turning point in the fiscal management of the State. New Jersey has historically taken a short term view to balancing the budget. With reliance on short term fixes, non-recurring revenues, one-time actions and reductions to support higher spending, budgets to date have simply failed the most fundamental test of matching recurring expenses with recurring revenues. As we approach FY 2009 and beyond, the choices we face today have been set in large part by the decisions of yesterday. This budget begins the process of unwinding the ties that bind New Jersey's ability to fund its priorities and prevent our citizenry from controlling their own fiscal destiny. However, simply cutting expenditures is not sufficient.

Changing course will be neither easy nor painless. This budget resets our spending to more closely match our revenues and thus requires many unpleasant choices about which activities, services and benefits are most critical.

The choices are unavoidable, because the revenues to sustain current levels of appropriations are simply unavailable. Below are some of the significant aspects of the FY 2009 Budget:

- Reduces the size and the cost of government by over \$350 million;
- Provides \$16.7 billion in property tax relief, an increase over the current year, including \$11.5 billion in support for preschool-12 education and funding for the new school formula;
- Reduces the reliance on non-recurring resources from \$1.8 billion to less than \$600 million;
- Protects programs that provide public safety and those programs that service and protect the needs of the most vulnerable;
- Incorporates fair and common sense apportionment of reductions;

Finally, the budget **DOES NOT RELY ON ANY NEW OR INCREASED TAXES.**

### ***Defining the Problem and How it was Solved***

When the FY 2009 Budget planning process began in earnest last fall, baked in spending pressures grew the budget from the \$33.47 billion in the current FY 2008 Budget to an

| Year Ending June 30, 2007       |                        |                                    |                    |           | Year Ending<br>June 30, 2009                                   |           |                  |
|---------------------------------|------------------------|------------------------------------|--------------------|-----------|--|-----------|------------------|
| Orig. &<br>(S)Supple-<br>mental | Reapp. &<br>(R)Recpts. | Transfers &<br>(E)Emer-<br>gencies | Total<br>Available | Expended  | 2008<br>Adjusted<br>Approp.                                    | Requested | Recom-<br>mended |
| 913,988                         | 30,772                 | -13,022                            | 931,738            | 898,825   | <b>70. Government Direction, Management, and Control</b>       |           |                  |
| ---                             | 214                    | ---                                | 214                | ---       | 74. General Government Services                                | 918,918   | 959,220          |
| 31,886                          | 233                    | -21,033                            | 11,086             | 9,512     | 75. State Subsidies and Financial Aid                          | ---       | ---              |
|                                 |                        |                                    |                    |           | 76. Management and Administration                              | 9,937     | 34,366           |
| 945,874                         | 31,219                 | -34,055                            | 943,038            | 908,337   | Total Appropriation  | 928,855   | 993,586          |
|                                 |                        |                                    |                    |           | <b>80. Special Government Services</b>                         |           |                  |
| 16,400                          | ---                    | ---                                | 16,400             | 16,400    | 82. Protection of Citizens' Rights                             | 16,450    | 16,400           |
| 1,509                           | 69                     | 184                                | 1,762              | 1,751     | 83. Services to Veterans                                       | 3,009     | 3,174            |
| 17,909                          | 69                     | 184                                | 18,162             | 18,151    | Total Appropriation  | 19,459    | 19,574           |
| 8,865,710                       | 300,713                | -25,323                            | 9,141,100          | 8,643,576 | Total Grants-In-Aid - General Fund                             | 9,255,467 | 9,347,659        |
|                                 |                        |                                    |                    |           |  |           | 8,987,453        |
|                                 |                        |                                    |                    |           | <b>State Aid</b>   |           |                  |
|                                 |                        |                                    |                    |           | <b>10. Public Safety and Criminal Justice</b>                  |           |                  |
| 1,000                           | 6,858                  | ---                                | 7,858              | 7,056     | 12. Law Enforcement  | 9,000     | 1,000            |
| ---                             | ---                    | ---                                | ---                | ---       | 13. Special Law Enforcement Activities                         | ---       | ---              |
| 15,000                          | ---                    | ---                                | 15,000             | 8,267     | 19. Central Planning, Direction and Management                 | 15,000    | 15,000           |
| 16,000                          | 6,858                  | ---                                | 22,858             | 15,323    | Total Appropriation  | 24,000    | 16,000           |
|                                 |                        |                                    |                    |           | <b>20. Physical and Mental Health</b>                          |           |                  |
| 2,400                           | ---                    | ---                                | 2,400              | 2,265     | 21. Health Services  | 2,400     | 2,400            |
| 108,175                         | ---                    | ---                                | 108,175            | 104,631   | 23. Mental Health Services                                     | 122,039   | 119,093          |
| 7,152                           | ---                    | ---                                | 7,152              | 7,152     | 26. Senior Services  | 7,152     | 7,152            |
| 117,727                         | ---                    | ---                                | 117,727            | 114,048   | Total Appropriation  | 131,591   | 128,645          |
|                                 |                        |                                    |                    |           | <b>30. Educational, Cultural, and Intellectual Development</b> |           |                  |
| 186,533                         | 1,071                  | ---                                | 187,604            | 186,319   | 31. Direct Educational Services and Assistance                 | 414,301   | 467,899          |
| 4,860                           | ---                    | ---                                | 4,860              | 4,847     | 33. Supplemental Education and Training Programs               | 4,860     | 4,860            |
| 648,922                         | 7,153                  | 80                                 | 656,155            | 611,039   | 34. Educational Support Services                               | 497,045   | 542,736          |
| 175,993                         | ---                    | ---                                | 175,993            | 173,537   | 36. Higher Educational Services                                | 177,959   | 201,448          |
| 18,520                          | ---                    | ---                                | 18,520             | 18,378    | 37. Cultural and Intellectual Development Services             | 18,520    | 19,518           |
| 1,034,828                       | 8,224                  | 80                                 | 1,043,132          | 994,120   | Total Appropriation  | 1,112,685 | 1,236,461        |
|                                 |                        |                                    |                    |           | <b>40. Community Development and Environmental Management</b>  |           |                  |
| 16,925                          | 2,200                  | -2,200                             | 16,925             | 16,875    | 41. Community Development Management                           | 16,925    | 14,175           |
| 7,613                           | 140                    | 155                                | 7,908              | 7,750     | 46. Environmental Planning and Administration                  | 7,916     | 6,536            |
| 3,453                           | ---                    | ---                                | 3,453              | 3,453     | 47. Compliance and Enforcement                                 | 3,453     | 2,700            |
| 11,727                          | 2,593                  | -7                                 | 14,313             | 11,150    | 49. Agricultural Resources, Planning, and Regulation           | 11,727    | 10,873           |
| 39,718                          | 4,933                  | -2,052                             | 42,599             | 39,228    | Total Appropriation  | 40,021    | 34,284           |
|                                 |                        |                                    |                    |           | <b>50. Economic Planning, Development, and Security</b>        |           |                  |
| ---                             | ---                    | ---                                | ---                | ---       | 51. Economic Planning and Development                          | ---       | ---              |
| 293,680                         | 3,618                  | 251                                | 297,549            | 292,777   | 53. Economic Assistance and Security                           | 287,507   | 307,301          |
| 1,522                           | ---                    | ---                                | 1,522              | 1,448     | 54. Manpower and Employment Services                           | 1,522     | 1,522            |
| 15,000                          | ---                    | ---                                | 15,000             | 15,000    | 55. Social Services Programs                                   | 20,000    | 23,000           |
| 310,202                         | 3,618                  | 251                                | 314,071            | 309,225   | Total Appropriation  | 309,029   | 331,823          |

| Year Ending June 30, 2007       |                        |                                    |                    |           | Year Ending<br>June 30, 2009                                   |           |                  |
|---------------------------------|------------------------|------------------------------------|--------------------|-----------|--|-----------|------------------|
| Orig. &<br>(S)Supple-<br>mental | Reapp. &<br>(R)Recpts. | Transfers &<br>(E)Emer-<br>gencies | Total<br>Available | Expended  | 2008<br>Adjusted<br>Approp.                                    | Requested | Recom-<br>mended |
| 7,030                           | ---                    | ---                                | 7,030              | 7,030     | <b>70. Government Direction, Management, and Control</b>       |           |                  |
| 264,705                         | 37,232                 | -49                                | 301,888            | 256,192   | 74. General Government Services                                | 17,030    | 17,030           |
|                                 |                        |                                    |                    |           | 75. State Subsidies and Financial Aid                          | 157,674   | 157,674          |
| 271,735                         | 37,232                 | -49                                | 308,918            | 263,222   | Total Appropriation  | 174,704   | 174,704          |
| 1,790,210                       | 60,865                 | -1,770                             | 1,849,305          | 1,735,166 | Total State Aid - General Fund                                 | 1,921,917 | 1,886,206        |
|                                 |                        |                                    |                    |           | <b>Capital Construction</b>                                    |           |                  |
|                                 |                        |                                    |                    |           | <b>10. Public Safety and Criminal Justice</b>                  |           |                  |
| ---                             | 191                    | ---                                | 191                | ---       | 11. Vehicular Safety   | ---       | ---              |
| ---                             | 5,445                  | ---                                | 5,445              | 1,931     | 12. Law Enforcement  | ---       | ---              |
| 590                             | 2,279                  | 925                                | 3,794              | 1,240     | 14. Military Services  | ---       | ---              |
| ---                             | 163                    | ---                                | 163                | 55        | 16. Detention and Rehabilitation                               | ---       | ---              |
| 1,500                           | 7,677                  | ---                                | 9,177              | 2,264     | 18. Juvenile Services  | 3,800     | ---              |
| ---                             | 8,354                  | -1                                 | 8,353              | 1,070     | 19. Central Planning, Direction and Management                 | 3,936     | ---              |
| 2,090                           | 24,109                 | 924                                | 27,123             | 6,560     | Total Appropriation  | 8,736     | ---              |
|                                 |                        |                                    |                    |           | <b>20. Physical and Mental Health</b>                          |           |                  |
| ---                             | 246                    | ---                                | 246                | 98        | 21. Health Services  | ---       | ---              |
| ---                             | 5,989                  | ---                                | 5,989              | 2,537     | 23. Mental Health Services                                     | ---       | ---              |
| ---                             | ---                    | ---                                | ---                | ---       | 25. Health Administration                                      | ---       | ---              |
| ---                             | 6,235                  | ---                                | 6,235              | 2,635     | Total Appropriation  | ---       | ---              |
|                                 |                        |                                    |                    |           | <b>30. Educational, Cultural, and Intellectual Development</b> |           |                  |
| 1,950                           | 2,338                  | ---                                | 4,288              | 677       | 32. Operation and Support of Educational<br>Institutions       | 2,400     | ---              |
| ---                             | 597                    | ---                                | 597                | ---       | 33. Supplemental Education and Training Programs               | ---       | ---              |
| 500                             | 1,125                  | ---                                | 1,625              | 818       | 35. Education Administration and Management                    | 400       | ---              |
| ---                             | 1,561                  | ---                                | 1,561              | 1,157     | 37. Cultural and Intellectual Development Services             | ---       | ---              |
| 2,450                           | 5,621                  | ---                                | 8,071              | 2,652     | Total Appropriation  | 2,800     | ---              |
|                                 |                        |                                    |                    |           | <b>40. Community Development and Environmental Management</b>  |           |                  |
| 39,555                          | 43,275                 | 5,717                              | 88,547             | 27,993    | 42. Natural Resource Management                                | 52,714    | 42,189           |
| ---                             | 2                      | ---                                | 2                  | ---       | 43. Science and Technical Programs                             | ---       | ---              |
| 77,212                          | 70,995                 | -14,835                            | 133,372            | 71,258    | 44. Site Remediation and Waste Management                      | 64,310    | 50,422           |
| ---                             | ---                    | ---                                | ---                | ---       | 46. Environmental Planning and Administration                  | ---       | ---              |
| ---                             | 1,799                  | ---                                | 1,799              | ---       | 49. Agricultural Resources, Planning, and Regulation           | 250       | ---              |
| 116,767                         | 116,071                | -9,118                             | 223,720            | 99,251    | Total Appropriation  | 117,274   | 92,611           |
|                                 |                        |                                    |                    |           | <b>50. Economic Planning, Development, and Security</b>        |           |                  |
| ---                             | 1                      | ---                                | 1                  | ---       | 52. Economic Regulation  | ---       | ---              |
| 10,000                          | ---                    | 2,881                              | 12,881             | 6,916     | 55. Social Services Programs                                   | ---       | ---              |
| 10,000                          | 1                      | 2,881                              | 12,882             | 6,916     | Total Appropriation  | ---       | ---              |
|                                 |                        |                                    |                    |           | <b>60. Transportation Programs</b>                             |           |                  |
| 895,000                         | ---                    | ---                                | 895,000            | 895,000   | 61. State and Local Highway Facilities                         | 895,000   | 895,000          |
| 895,000                         | ---                    | ---                                | 895,000            | 895,000   | Total Appropriation  | 895,000   | 895,000          |

| Year Ending June 30, 2007       |                        |                                    |                    |            | Year Ending<br>June 30, 2009                                   |            |                  |
|---------------------------------|------------------------|------------------------------------|--------------------|------------|--|------------|------------------|
| Orig. &<br>(S)Supple-<br>mental | Reapp. &<br>(R)Recpts. | Transfers &<br>(E)Emer-<br>gencies | Total<br>Available | Expended   | 2008<br>Adjusted<br>Approp.                                    | Requested  | Recom-<br>mended |
| ---                             | 288                    | ---                                | 288                | 117        |  |            |                  |
| 202,772                         | 64,202                 | 19,472                             | 286,446            | 220,495    |  |            |                  |
| 7,700                           | 12,242                 | -2,881                             | 17,061             | 7,180      |  |            |                  |
| 210,472                         | 76,732                 | 16,591                             | 303,795            | 227,792    |  |            |                  |
| 2,000                           | 186                    | ---                                | 2,186              | 325        |  |            |                  |
| 2,000                           | 186                    | ---                                | 2,186              | 325        |  |            |                  |
| 1,238,779                       | 228,955                | 11,278                             | 1,479,012          | 1,241,131  |  |            |                  |
| 64,664                          | ---                    | -1                                 | 64,663             | 64,663     |  |            |                  |
| 64,664                          | ---                    | -1                                 | 64,663             | 64,663     |  |            |                  |
| 363,121                         | ---                    | 1                                  | 363,122            | 363,120    |  |            |                  |
| 363,121                         | ---                    | 1                                  | 363,122            | 363,120    |  |            |                  |
| 427,785                         | ---                    | ---                                | 427,785            | 427,783    |  |            |                  |
| 18,541,347                      | 1,381,418              | 91                                 | 19,922,856         | 18,588,087 |  |            |                  |
|                                 |                        |                                    |                    |            | <b>70. Government Direction, Management, and Control</b>       |            |                  |
|                                 |                        |                                    |                    |            | 71. Legislative Activities                                     | ---        | ---              |
|                                 |                        |                                    |                    |            | 74. General Government Services                                | 253,637    | 208,418          |
|                                 |                        |                                    |                    |            | 76. Management and Administration                              | 2,800      | ---              |
|                                 |                        |                                    |                    |            | Total Appropriation  | 256,437    | 208,418          |
|                                 |                        |                                    |                    |            | <b>80. Special Government Services</b>                         |            |                  |
|                                 |                        |                                    |                    |            | 83. Services to Veterans                                       | 318        | ---              |
|                                 |                        |                                    |                    |            | Total Appropriation  | 318        | ---              |
|                                 |                        |                                    |                    |            | Total Capital Construction                                     | 1,280,565  | 1,196,029        |
|                                 |                        |                                    |                    |            | <b>Debt Service</b>  |            |                  |
|                                 |                        |                                    |                    |            | <b>40. Community Development and Environmental Management</b>  |            |                  |
|                                 |                        |                                    |                    |            | 46. Environmental Planning and Administration                  | 56,790     | 59,735           |
|                                 |                        |                                    |                    |            | Total Appropriation  | 56,790     | 59,735           |
|                                 |                        |                                    |                    |            | <b>70. Government Direction, Management, and Control</b>       |            |                  |
|                                 |                        |                                    |                    |            | 76. Management and Administration                              | 382,007    | 346,162          |
|                                 |                        |                                    |                    |            | Total Appropriation  | 382,007    | 346,162          |
|                                 |                        |                                    |                    |            | Total Debt Service   | 438,797    | 405,897          |
|                                 |                        |                                    |                    |            | Total General Fund   | 19,416,639 | 19,303,503       |
|                                 |                        |                                    |                    |            |  |            |                  |
|                                 |                        |                                    |                    |            | <b>PROPERTY TAX RELIEF FUND</b>                                |            |                  |
|                                 |                        |                                    |                    |            | <b>Grants-In-Aid</b>   |            |                  |
|                                 |                        |                                    |                    |            | <b>70. Government Direction, Management, and Control</b>       |            |                  |
|                                 |                        |                                    |                    |            | 75. State Subsidies and Financial Aid                          | 2,404,000  | 1,886,000        |
|                                 |                        |                                    |                    |            | Total Appropriation  | 2,404,000  | 1,886,000        |
|                                 |                        |                                    |                    |            | Total Grants-In-Aid -<br>Property Tax Relief Fund              | 2,404,000  | 1,886,000        |
|                                 |                        |                                    |                    |            | <b>State Aid</b>   |            |                  |
|                                 |                        |                                    |                    |            | <b>30. Educational, Cultural, and Intellectual Development</b> |            |                  |
|                                 |                        |                                    |                    |            | 31. Direct Educational Services and<br>Assistance              | 7,236,330  | 7,775,395        |
|                                 |                        |                                    |                    |            | 33. Supplemental Education and Training<br>Programs            | 38,948     | ---              |
|                                 |                        |                                    |                    |            | 34. Educational Support Services                               | 2,738,734  | 2,753,421        |
|                                 |                        |                                    |                    |            | 36. Higher Educational Services                                | 35,139     | 40,026           |
|                                 |                        |                                    |                    |            | Total Appropriation  | 10,049,151 | 10,568,842       |
|                                 |                        |                                    |                    |            | <b>40. Community Development and Environmental Management</b>  |            |                  |
|                                 |                        |                                    |                    |            | 46. Environmental Planning and<br>Administration               | 9,828      | 10,000           |
|                                 |                        |                                    |                    |            | Total Appropriation  | 9,828      | 10,000           |

| Year Ending June 30, 2007       |                        |                                    |                    |            | Year Ending<br>June 30, 2009                                   |                   |                   |
|---------------------------------|------------------------|------------------------------------|--------------------|------------|--|-------------------|-------------------|
| Orig. &<br>(S)Supple-<br>mental | Reapp. &<br>(R)Recpts. | Transfers &<br>(E)Emer-<br>gencies | Total<br>Available | Expended   | 2008<br>Adjusted<br>Approp.                                    | Requested         | Recom-<br>mended  |
| 1,192,106                       | ---                    | -84,208                            | 1,107,898          | 1,102,392  | <b>70. Government Direction, Management, and Control</b>       |                   |                   |
| 1,192,106                       | ---                    | -84,208                            | 1,107,898          | 1,102,392  | 75. State Subsidies and Financial Aid                          | 1,251,299         | 1,091,758         |
| 10,702,933                      | 6,020                  | -103,479                           | 10,605,474         | 10,550,157 | Total Appropriation  | 1,251,299         | 1,091,758         |
| 11,886,721                      | 7,489                  | -103,479                           | 11,790,731         | 11,695,964 | Total State Aid -<br>Property Tax Relief Fund                  | 11,310,278        | 11,670,600        |
|                                 |                        |                                    |                    |            | <b>Total Property Tax Relief Fund</b>                          | <b>13,714,278</b> | <b>13,556,600</b> |
|                                 |                        |                                    |                    |            |  |                   | <b>13,556,600</b> |
|                                 |                        |                                    |                    |            | <b>CASINO CONTROL FUND</b>                                     |                   |                   |
|                                 |                        |                                    |                    |            | <b>Direct State Services</b>                                   |                   |                   |
|                                 |                        |                                    |                    |            | <b>10. Public Safety and Criminal Justice</b>                  |                   |                   |
| 43,999                          | 223                    | ---                                | 44,222             | 43,590     | 12. Law Enforcement  | 45,999            | 45,999            |
| 43,999                          | 223                    | ---                                | 44,222             | 43,590     | Total Appropriation  | 45,999            | 45,999            |
| 29,440                          | 664                    | ---                                | 30,104             | 29,473     | <b>70. Government Direction, Management, and Control</b>       |                   |                   |
| 29,440                          | 664                    | ---                                | 30,104             | 29,473     | 73. Financial Administration                                   | 29,440            | 29,440            |
| 73,439                          | 887                    | ---                                | 74,326             | 73,063     | Total Appropriation  | 29,440            | 29,440            |
| 73,439                          | 887                    | ---                                | 74,326             | 73,063     | Total Direct State Services -<br>Casino Control Fund           | 75,439            | 75,439            |
|                                 |                        |                                    |                    |            | <b>Total Casino Control Fund</b>                               | <b>75,439</b>     | <b>75,439</b>     |
|                                 |                        |                                    |                    |            |  |                   | <b>75,439</b>     |
|                                 |                        |                                    |                    |            | <b>CASINO REVENUE FUND</b>                                     |                   |                   |
|                                 |                        |                                    |                    |            | <b>Direct State Services</b>                                   |                   |                   |
|                                 |                        |                                    |                    |            | <b>20. Physical and Mental Health</b>                          |                   |                   |
| 871                             | 25                     | 114                                | 1,010              | 948        | 26. Senior Services  | 871               | 871               |
| 871                             | 25                     | 114                                | 1,010              | 948        | Total Appropriation  | 871               | 871               |
| 92                              | ---                    | ---                                | 92                 | 6          | <b>80. Special Government Services</b>                         |                   |                   |
| 92                              | ---                    | ---                                | 92                 | 6          | 82. Protection of Citizens' Rights                             | 92                | 92                |
| 963                             | 25                     | 114                                | 1,102              | 954        | Total Appropriation  | 92                | 92                |
|                                 |                        |                                    |                    |            | Total Direct State Services -<br>Casino Revenue Fund           | 963               | 963               |
|                                 |                        |                                    |                    |            |  |                   | <b>963</b>        |
|                                 |                        |                                    |                    |            | <b>Grants-In-Aid</b>   |                   |                   |
|                                 |                        |                                    |                    |            | <b>20. Physical and Mental Health</b>                          |                   |                   |
| 529                             | ---                    | ---                                | 529                | 529        | 21. Health Services  | 529               | 529               |
| 316,381                         | 9,497                  | -114                               | 325,764            | 258,153    | 26. Senior Services  | 259,279           | 258,419           |
| 131,222                         | ---                    | ---                                | 131,222            | 131,222    | 27. Disability Services  | 80,328            | 97,941            |
| 448,132                         | 9,497                  | -114                               | 457,515            | 389,904    | Total Appropriation  | 340,136           | 356,889           |
| 32,516                          | ---                    | ---                                | 32,516             | 31,750     | <b>30. Educational, Cultural, and Intellectual Development</b> |                   |                   |
| 32,516                          | ---                    | ---                                | 32,516             | 31,750     | 32. Operation and Support of Educational<br>Institutions       | 32,516            | 32,516            |
|                                 |                        |                                    |                    |            | Total Appropriation  | 32,516            | 32,516            |
|                                 |                        |                                    |                    |            |  |                   | <b>32,516</b>     |

| Year Ending June 30, 2007       |                        |                                    |                    |                   | Year Ending<br>June 30, 2009                            |                   |                   |
|---------------------------------|------------------------|------------------------------------|--------------------|-------------------|---|-------------------|-------------------|
| Orig. &<br>(S)Supple-<br>mental | Reapp. &<br>(R)Recpts. | Transfers &<br>(E)Emer-<br>gencies | Total<br>Available | Expended          | 2008<br>Adjusted<br>Approp.                             | Requested         | Recom-<br>mended  |
| 2,440                           | ---                    | ---                                | 2,440              | 2,440             | <b>50. Economic Planning, Development, and Security</b> |                   |                   |
| 2,440                           | ---                    | ---                                | 2,440              | 2,440             | 54. Manpower and Employment Services                    |                   |                   |
| 483,088                         | 9,497                  | -114                               | 492,471            | 424,094           | 2,440   | 2,440             | 2,440             |
|                                 |                        |                                    |                    |                   | Total Appropriation                                     | 2,440             | 2,440             |
|                                 |                        |                                    |                    |                   | Total Grants-In-Aid -<br>Casino Revenue Fund            | 375,092           | 391,845           |
|                                 |                        |                                    |                    |                   |   |                   | 391,845           |
|                                 |                        |                                    |                    |                   | <b>State Aid</b>  |                   |                   |
|                                 |                        |                                    |                    |                   | <b>60. Transportation Programs</b>                      |                   |                   |
| 34,930                          | ---                    | ---                                | 34,930             | 34,930            | 62. Public Transportation                               |                   |                   |
| 34,930                          | ---                    | ---                                | 34,930             | 34,930            | 36,928  | 33,018            | 33,018            |
| 34,930                          | ---                    | ---                                | 34,930             | 34,930            | Total Appropriation                                     | 36,928            | 33,018            |
|                                 |                        |                                    |                    |                   | Total State Aid -<br>Casino Revenue Fund                | 36,928            | 33,018            |
|                                 |                        |                                    |                    |                   |   |                   | 33,018            |
| <b>518,981</b>                  | <b>9,522</b>           | <b>---</b>                         | <b>528,503</b>     | <b>459,978</b>    | <b>Total Casino Revenue Fund</b>                        | <b>412,983</b>    | <b>425,826</b>    |
|                                 |                        |                                    |                    |                   |   |                   | <b>425,826</b>    |
|                                 |                        |                                    |                    |                   | <b>GUBERNATORIAL ELECTIONS FUND</b>                     |                   |                   |
|                                 |                        |                                    |                    |                   | <b>Grants-In-Aid</b>                                    |                   |                   |
|                                 |                        |                                    |                    |                   | <b>10. Public Safety and Criminal Justice</b>           |                   |                   |
| ---                             | ---                    | ---                                | ---                | ---               | 13. Special Law Enforcement Activities                  |                   |                   |
| ---                             | ---                    | ---                                | ---                | ---               | ---   | 5,080             | 5,080             |
| ---                             | ---                    | ---                                | ---                | ---               | Total Appropriation                                     | ---               | 5,080             |
|                                 |                        |                                    |                    |                   | Total Grants-In-Aid -<br>Gubernatorial Elections Fund   | ---               | 5,080             |
|                                 |                        |                                    |                    |                   |   |                   | 5,080             |
|                                 |                        |                                    |                    |                   | <b>Total Gubernatorial Elections Fund</b>               | <b>---</b>        | <b>5,080</b>      |
|                                 |                        |                                    |                    |                   |   |                   | <b>5,080</b>      |
| <b>31,020,488</b>               | <b>1,399,316</b>       | <b>-103,388</b>                    | <b>32,316,416</b>  | <b>30,817,092</b> | <b>GRAND TOTAL STATE APPROPRIATIONS</b>                 | <b>33,619,339</b> | <b>33,366,448</b> |
|                                 |                        |                                    |                    |                   |   |                   | <b>32,968,603</b> |

## GRANTS-IN-AID

Summary of Appropriations by Department  
(thousands of dollars)

| Year Ending June 30, 2007       |                        |                                    |                    |                  |  | Year Ending<br>June 30, 2009 |                  |                  |
|---------------------------------|------------------------|------------------------------------|--------------------|------------------|--|------------------------------|------------------|------------------|
| Orig. &<br>(S)Supple-<br>mental | Reapp. &<br>(R)Recpts. | Transfers &<br>(E)Emer-<br>gencies | Total<br>Available | Expended         |  | 2008<br>Adjusted<br>Approp.  | Requested        | Recom-<br>mended |
| 5,025                           | 412                    | 730                                | 6,167              | 5,751            | Department of Agriculture                        | 4,975                        | 4,075            | 4,075            |
| 676,769                         | 10                     | 10,443                             | 687,222            | 656,341          | Department of Children and Families              | 753,952                      | 755,067          | 755,067          |
| 61,845                          | 13,274                 | 6,603                              | 81,722             | 73,563           | Department of Community Affairs                  | 54,255                       | 64,860           | 64,860           |
| 133,151                         | 4,402                  | -41                                | 137,512            | 136,668          | Department of Corrections                        | 151,098                      | 121,591          | 121,591          |
| 39,713                          | ---                    | 579                                | 40,292             | 36,054           | Department of Education                          | 31,688                       | 18,453           | 18,453           |
| 27,165                          | 17,240                 | -750                               | 43,655             | 4,744            | Department of Environmental Protection           | 35,947                       | 19,481           | 19,481           |
| 1,426,416                       | 4,735                  | -12,052                            | 1,419,099          | 1,256,783        | Department of Health and Senior Services         | 1,403,266                    | 1,229,394        | 1,229,394        |
| 3,631,689                       | 196,537                | -21,119                            | 3,807,107          | 3,708,626        | Department of Human Services                     | 3,860,488                    | 3,802,976        | 3,802,976        |
| 54,533                          | 16                     | ---                                | 54,549             | 54,468           | Department of Labor and Workforce<br>Development | 69,735                       | 69,524           | 69,524           |
| 22,469                          | 98                     | ---                                | 22,567             | 21,949           | Department of Law and Public Safety              | 28,085                       | 27,423           | 27,423           |
| 1,544                           | 69                     | 184                                | 1,797              | 1,786            | Department of Military and Veterans' Affairs     | 3,044                        | 3,174            | 3,174            |
| 1,183,738                       | 10,938                 | -189                               | 1,194,487          | 1,182,894        | Department of State                              | 1,256,428                    | 1,505,725        | 1,159,575        |
| 300,700                         | 3,167                  | 140                                | 304,007            | 300,808          | Department of Transportation                     | 298,200                      | 358,200          | 358,200          |
| 404,110                         | 35,156                 | 3,171                              | 442,437            | 320,290          | Department of the Treasury                       | 403,533                      | 422,921          | 408,865          |
| 896,843                         | 14,659                 | -13,022                            | 898,480            | 882,851          | Interdepartmental Accounts                       | 900,773                      | 944,795          | 944,795          |
| <b>8,865,710</b>                | <b>300,713</b>         | <b>-25,323</b>                     | <b>9,141,100</b>   | <b>8,643,576</b> | <b>Total Appropriation</b>                       | <b>9,255,467</b>             | <b>9,347,659</b> | <b>8,987,453</b> |

## STATE AID

Summary of Appropriations by Department  
(thousands of dollars)

| Year Ending June 30, 2007       |                        |                                    |                    |                  |  | Year Ending<br>June 30, 2009 |                  |                  |
|---------------------------------|------------------------|------------------------------------|--------------------|------------------|--|------------------------------|------------------|------------------|
| Orig. &<br>(S)Supple-<br>mental | Reapp. &<br>(R)Recpts. | Transfers &<br>(E)Emer-<br>gencies | Total<br>Available | Expended         |  | 2008<br>Adjusted<br>Approp.  | Requested        | Recom-<br>mended |
| 11,727                          | 2,593                  | -7                                 | 14,313             | 11,150           | Department of Agriculture                        | 11,727                       | 10,873           | 10,873           |
| 154,889                         | 9,533                  | -2,249                             | 162,173            | 155,028          | Department of Community Affairs                  | 92,036                       | 55,906           | 55,906           |
| 840,315                         | 8,224                  | 80                                 | 848,619            | 802,205          | Department of Education                          | 916,206                      | 1,015,495        | 1,015,495        |
| 11,066                          | 140                    | 155                                | 11,361             | 11,203           | Department of Environmental Protection           | 11,369                       | 9,236            | 9,236            |
| 9,552                           | ---                    | ---                                | 9,552              | 9,417            | Department of Health and Senior Services         | 9,552                        | 9,552            | 9,552            |
| 416,855                         | 3,618                  | 251                                | 420,724            | 412,408          | Department of Human Services                     | 429,546                      | 449,394          | 449,394          |
| 1,522                           | ---                    | ---                                | 1,522              | 1,448            | Department of Labor and Workforce<br>Development | 1,522                        | 1,522            | 1,522            |
| 16,000                          | 6,858                  | ---                                | 22,858             | 15,323           | Department of Law and Public Safety              | 24,000                       | 16,000           | 16,000           |
| 25,550                          | ---                    | ---                                | 25,550             | 25,408           | Department of State                              | 46,065                       | 36,548           | 34,681           |
| 302,734                         | 29,899                 | ---                                | 332,633            | 291,576          | Department of the Treasury                       | 298,279                      | 317,391          | 283,547          |
| <b>1,790,210</b>                | <b>60,865</b>          | <b>-1,770</b>                      | <b>1,849,305</b>   | <b>1,735,166</b> | <b>Total Appropriation</b>                       | <b>1,840,302</b>             | <b>1,921,917</b> | <b>1,886,206</b> |

**CAPITAL CONSTRUCTION**  
**Summary of Appropriations by Department**  
(thousands of dollars)

| Year Ending June 30, 2007       |                        |                                    |                    |                  |  | Year Ending<br>—June 30, 2009— |                  |                  |
|---------------------------------|------------------------|------------------------------------|--------------------|------------------|--|--------------------------------|------------------|------------------|
| Orig. &<br>(S)Supple-<br>mental | Reapp. &<br>(R)Recpts. | Transfers &<br>(E)Emer-<br>gencies | Total<br>Available | Expended         |  | 2008<br>Adjusted<br>Approp.    | Requested        | Recom-<br>mended |
| ---                             | 288                    | ---                                | 288                | 117              | Legislature                                  | ---                            | ---              | ---              |
| ---                             | 1,799                  | ---                                | 1,799              | ---              | Department of Agriculture                    | 250                            | ---              | ---              |
| 10,000                          | ---                    | 2,881                              | 12,881             | 6,916            | Department of Children and Families          | ---                            | ---              | ---              |
| ---                             | 8,517                  | -1                                 | 8,516              | 1,125            | Department of Corrections                    | 3,936                          | ---              | ---              |
| 2,450                           | 1,638                  | ---                                | 4,088              | 1,168            | Department of Education                      | 2,800                          | ---              | ---              |
| 116,767                         | 114,270                | -9,118                             | 221,919            | 99,251           | Department of Environmental Protection       | 117,024                        | 92,611           | 92,611           |
| ---                             | 246                    | ---                                | 246                | 98               | Department of Health and Senior Services     | ---                            | ---              | ---              |
| 7,700                           | 20,653                 | -2,881                             | 25,472             | 10,044           | Department of Human Services                 | 2,800                          | ---              | ---              |
| 1,500                           | 13,122                 | ---                                | 14,622             | 4,195            | Department of Law and Public Safety          | 3,800                          | ---              | ---              |
| 2,590                           | 2,465                  | 925                                | 5,980              | 1,565            | Department of Military and Veterans' Affairs | 1,318                          | ---              | ---              |
| ---                             | 1,624                  | ---                                | 1,624              | 1,157            | Department of State                          | ---                            | ---              | ---              |
| 895,000                         | 191                    | ---                                | 895,191            | 895,000          | Department of Transportation                 | 895,000                        | 895,000          | 895,000          |
| ---                             | 20,419                 | 8,879                              | 29,298             | 11,760           | Department of the Treasury                   | 6,500                          | ---              | ---              |
| ---                             | 2                      | ---                                | 2                  | ---              | Miscellaneous Commissions                    | ---                            | ---              | ---              |
| 202,772                         | 43,721                 | 10,593                             | 257,086            | 208,735          | Interdepartmental Accounts                   | 247,137                        | 208,418          | 208,418          |
| <b>1,238,779</b>                | <b>228,955</b>         | <b>11,278</b>                      | <b>1,479,012</b>   | <b>1,241,131</b> | <b>Total Appropriation</b>                   | <b>1,280,565</b>               | <b>1,196,029</b> | <b>1,196,029</b> |

**DEBT SERVICE**  
(thousands of dollars)

| Year Ending June 30, 2007       |                        |                                    |                    |                |  | Year Ending<br>—June 30, 2009— |                |                  |
|---------------------------------|------------------------|------------------------------------|--------------------|----------------|--|--------------------------------|----------------|------------------|
| Orig. &<br>(S)Supple-<br>mental | Reapp. &<br>(R)Recpts. | Transfers &<br>(E)Emer-<br>gencies | Total<br>Available | Expended       |  | 2008<br>Adjusted<br>Approp.    | Requested      | Recom-<br>mended |
| 173,539                         | ---                    | 1                                  | 173,540            | 173,538        | Interest on Bonds  | 171,722                        | 157,785        | 157,785          |
| 254,246                         | ---                    | -1                                 | 254,245            | 254,245        | Bond Redemption  | 267,075                        | 248,112        | 248,112          |
| <b>427,785</b>                  | <b>---</b>             | <b>---</b>                         | <b>427,785</b>     | <b>427,783</b> | <b>Total Appropriation</b>   | <b>438,797</b>                 | <b>405,897</b> | <b>405,897</b>   |
| 825                             | ---                    | ---                                | 825                | 825            | Water Conservation Bonds<br>(P.L. 1969, c. 127)  | 721                            | ---            | ---              |
| 157                             | ---                    | ---                                | 157                | 157            | State Recreation and Conservation<br>Land Acquisition and Development Bonds<br>(P.L. 1974, c. 102) | ---                            | ---            | ---              |
| 205                             | ---                    | ---                                | 205                | 205            | Clean Waters Bonds<br>(P.L. 1976, c. 92)   | 100                            | 105            | 105              |
| 813                             | ---                    | -1                                 | 812                | 812            | State Land Acquisition and Development Bonds<br>(P.L. 1978, c. 118)                                | 277                            | 433            | 433              |
| 786                             | ---                    | ---                                | 786                | 786            | Transportation Rehabilitation and Improvement Bonds<br>(P.L. 1979, c. 165)                         | ---                            | ---            | ---              |
| 236                             | ---                    | ---                                | 236                | 236            | Energy Conservation Bonds<br>(P.L. 1980, c. 68)  | 236                            | 40             | 40               |
| 1,888                           | ---                    | ---                                | 1,888              | 1,888          | Natural Resources Bonds<br>(P.L. 1980, c. 70)  | 1,731                          | 1,729          | 1,729            |
| 744                             | ---                    | ---                                | 744                | 744            | Hazardous Discharge Bonds<br>(P.L. 1981, c. 275)   | 587                            | 336            | 336              |
| 555                             | ---                    | 1                                  | 556                | 555            | Community Development Bonds<br>(P.L. 1981, c. 486)   | 318                            | ---            | ---              |
| 100                             | ---                    | ---                                | 100                | 100            | 1983 New Jersey Green Acres Bonds<br>(P.L. 1983, c. 354)   | 100                            | ---            | ---              |
| 53                              | ---                    | ---                                | 53                 | 53             | Shore Protection Bonds<br>(P.L. 1983, c. 356)  | ---                            | ---            | ---              |

| Year Ending June 30, 2007       |                        |                                    |                    |                |  | Year Ending<br>June 30, 2009 |                |                  |
|---------------------------------|------------------------|------------------------------------|--------------------|----------------|--|------------------------------|----------------|------------------|
| Orig. &<br>(S)Supple-<br>mental | Reapp. &<br>(R)Recpts. | Transfers &<br>(E)Emer-<br>gencies | Total<br>Available | Expended       |  | 2008<br>Adjusted<br>Approp.  | Requested      | Recom-<br>mended |
| 235                             | ---                    | ---                                | 235                | 235            | Human Services Facilities Construction Bonds<br>(P.L. 1984, c. 157)  | ---                          | ---            | ---              |
| 311,650                         | ---                    | ---                                | 311,650            | 311,649        | Refunding Bonds (P.L. 1985, c. 74<br>as amended by P.L. 1992, c. 182)  | 322,392                      | 305,456        | 305,456          |
| 1,340                           | ---                    | ---                                | 1,340              | 1,340          | Resource Recovery and Solid Waste Disposal<br>Facility Fund<br>(P.L. 1985, c. 330)   | 1,338                        | 1,341          | 1,341            |
| 11,567                          | ---                    | ---                                | 11,567             | 11,567         | Hazardous Discharge Bonds<br>(P.L. 1986, c. 113)   | 10,164                       | 7,897          | 7,897            |
| 802                             | ---                    | ---                                | 802                | 802            | 1987 Green Acres, Cultural Centers and<br>Historic Preservation Bonds<br>(P.L. 1987, c. 265)                                 | 806                          | 1,330          | 1,330            |
| 5,888                           | ---                    | ---                                | 5,888              | 5,888          | Jobs, Education and Competitiveness Bonds<br>(P.L. 1988, c. 78)  | 1,954                        | 1,407          | 1,407            |
| 4,138                           | ---                    | ---                                | 4,138              | 4,138          | 1989 Bridge Rehabilitation and Improvement and<br>Railroad Right-of-way Preservation Bonds<br>(P.L. 1989, c. 180)            | 3,614                        | 2,120          | 2,120            |
| 676                             | ---                    | ---                                | 676                | 676            | Stormwater Management and Combined<br>Sewer Overflow Abatement Bonds<br>(P.L. 1989, c. 181)                                  | 682                          | 1,040          | 1,040            |
| 7,578                           | ---                    | ---                                | 7,578              | 7,578          | 1989 New Jersey Open Space Preservation Bonds<br>(P.L. 1989, c. 183)   | 4,903                        | 1,976          | 1,976            |
| 1,736                           | ---                    | ---                                | 1,736              | 1,736          | Public Purpose Buildings and Community-Based<br>Facilities Construction Bonds<br>(P.L. 1989, 184)                            | 1,736                        | 1,734          | 1,734            |
| 16,271                          | ---                    | ---                                | 16,271             | 16,271         | Green Acres, Clean Water, Farmland and<br>Historic Preservation Bond Act of 1992<br>(P.L. 1992, c.88)                        | 13,748                       | 7,497          | 7,497            |
| 9,217                           | ---                    | ---                                | 9,217              | 9,217          | Developmental Disabilities Waiting List Reduction and<br>Human Services Facilities Construction Bonds<br>(P.L. 1994, c. 108) | 8,646                        | 6,742          | 6,742            |
| 16,509                          | ---                    | ---                                | 16,509             | 16,509         | Green Acres, Farmland and Historic<br>Preservation, and Blue Acres Bond Act<br>(P.L. 1995, c. 204)                           | 16,512                       | 13,515         | 13,515           |
| 5,136                           | ---                    | ---                                | 5,136              | 5,136          | Port of New Jersey Revitalization, Dredging Bonds<br>(P.L. 1996 c. 70)   | 5,121                        | 10,343         | 10,343           |
| 3,808                           | ---                    | ---                                | 3,808              | 3,808          | Urban and Rural Centers Unsafe Buildings<br>Demolition Bonds<br>(P.L. 1997, c. 125)  | 3,809                        | 3,808          | 3,808            |
| 24,872                          | ---                    | ---                                | 24,872             | 24,872         | Statewide Transportation and Local<br>Bridge Bond Act of 1999<br>(P.L. 1999, c.181)  | 24,853                       | 24,855         | 24,855           |
| ---                             | ---                    | ---                                | ---                | ---            | Dam, Lake, Stream, Water Resources<br>and Wastewater Treatment Project Bonds<br>(P.L. 2003, c. 162)                          | ---                          | 12,193         | 12,193           |
| ---                             | ---                    | ---                                | ---                | ---            | Payments on Future Bond Sales  | 14,449                       | ---            | ---              |
| <b>427,785</b>                  | <b>---</b>             | <b>---</b>                         | <b>427,785</b>     | <b>427,783</b> | <b>Total Appropriation</b>   | <b>438,797</b>               | <b>405,897</b> | <b>405,897</b>   |

**SUMMARY**  
**ESTIMATED REVENUES, EXPENDITURES AND FUND BALANCES**  
(thousands of dollars)

|   | ----- Fiscal Year Ending June 30 ----- |                   |
|---|--|-------------------|
|   | 2008                                   | 2009              |
|   | <u>Estimated</u>                       | <u>Estimated</u>  |
| Beginning Balances July 1   |  |                   |
| Undesignated Fund Balances  |  |                   |
| General Fund  | \$ 1,410,354                           | \$ 951,118        |
| Surplus Revenue Fund  | 484,565                                | 481,398           |
| Property Tax Relief Fund  | 690,723                                | ---               |
| Gubernatorial Elections Fund                                      | 553                                    | 1,253             |
| Casino Control Fund   | 1,488                                  | 300               |
| Casino Revenue Fund   | 1,000                                  | ---               |
| <i>Total Undesignated Fund Balances</i>                           | <u>2,588,683</u>                       | <u>1,434,069</u>  |
| State Revenues  |  |                   |
| General Fund  | 18,639,289                             | 18,410,338        |
| Property Tax Relief Fund  | 12,845,593                             | 13,556,600        |
| Gubernatorial Elections Fund                                      | 700                                    | 700               |
| Casino Control Fund   | 74,251                                 | 75,139            |
| Casino Revenue Fund   | 411,983                                | 425,826           |
| <i>Total State Revenues</i>                                       | <u>31,971,816</u>                      | <u>32,468,603</u> |
| Other Adjustments   |  |                   |
| General Fund  |  |                   |
| Balances lapsed   | 285,090                                | ---               |
| From/(To) Property Tax Relief Fund                                | 29,857                                 | ---               |
| From/(To) Surplus Revenue Fund                                    | 3,167                                  | 100               |
| From/(To) Gubernatorial Elections Fund                            | ---                                    | (3,127)           |
| From/(To) Long Term Obligation and<br>Capital Expenditure Reserve | ---                                    | (334,069)         |
| Property Tax Relief Fund  |  |                   |
| From/(To) General Fund  | (29,857)                               | ---               |
| Balances lapsed   | 207,819                                | ---               |
| Surplus Revenue Fund  |  |                   |
| From/(To) General Fund  | (3,167)                                | (100)             |
| Gubernatorial Elections Fund                                      |  |                   |
| From/(To) General Fund  | ---                                    | 3,127             |
| Long Term Obligation and<br>Capital Expenditure Reserve           |  |                   |
| From/(To) General Fund  | ---                                    | 334,069           |
| <i>Total Other Adjustments</i>                                    | <u>492,909</u>                         | <u>---</u>        |
| <i>Total Available</i>  | <u>35,053,408</u>                      | <u>33,902,672</u> |
| Appropriations  |  |                   |
| General Fund  | 19,416,639                             | 18,905,658        |
| Property Tax Relief Fund  | 13,714,278                             | 13,556,600        |
| Gubernatorial Elections Fund                                      | ---                                    | 5,080             |
| Casino Control Fund   | 75,439                                 | 75,439            |
| Casino Revenue Fund   | 412,983                                | 425,826           |
| <i>Total Appropriations</i>                                       | <u>33,619,339</u>                      | <u>32,968,603</u> |
| Ending Balances June 30   |  |                   |
| Undesignated Fund Balances  |  |                   |
| General Fund  | 951,118                                | 118,702           |
| Surplus Revenue Fund  | 481,398                                | 481,298           |
| Property Tax Relief Fund  | ---                                    | ---               |
| Gubernatorial Elections Fund                                      | 1,253                                  | ---               |
| Casino Control Fund   | 300                                    | ---               |
| Casino Revenue Fund   | ---                                    | ---               |
| Long Term Obligation and<br>Capital Expenditure Reserve           | ---                                    | 334,069           |
| <i>Total Undesignated Fund Balances</i>                           | <u>\$ 1,434,069</u>                    | <u>\$ 934,069</u> |

**STATE REVENUES**  
**FISCAL YEARS 2008 AND 2009 ESTIMATES**  
(thousands of dollars)

|  | 2008<br>Approp Act  | 2008<br>Revised     | 2008<br>Change   | 2009<br>Estimate    | 2008 to 2009<br>Change |
|--|---------------------|---------------------|------------------|---------------------|------------------------|
| <b>Major Taxes</b>                                   |                     |                     |                  |                     |                        |
| Sales  | \$8,480,000         | \$8,490,000         | \$10,000         | \$8,710,000         | \$220,000              |
| Sales Tax Dedication*                                | (674,000)           | (674,000)           | ---              | (691,000)           | (17,000)               |
| Sales - Energy                                       | 420,400             | 481,600             | 61,200           | 512,099             | 30,499                 |
| Corporation Business                                 | 2,520,000           | 2,675,000           | 155,000          | 2,460,000           | (215,000)              |
| Corporation Business - Energy                        | 103,000             | 77,200              | (25,800)         | 89,000              | 11,800                 |
| Motor Fuels  | 572,000             | 563,000             | (9,000)          | 564,500             | 1,500                  |
| Motor Vehicle Fees                                   | 413,684             | 413,694             | 10               | 406,725             | (6,969)                |
| Transfer Inheritance                                 | 618,000             | 664,600             | 46,600           | 664,600             | ---                    |
| Insurance Premium                                    | 466,000             | 466,000             | ---              | 466,000             | ---                    |
| Cigarette  | 236,809             | 237,130             | 321              | 227,992             | (9,138)                |
| Petroleum Products Gross Receipts                    | 233,000             | 231,200             | (1,800)          | 230,000             | (1,200)                |
| Public Utility Excise (Reform)                       | 10,726              | 10,751              | 25               | 10,751              | ---                    |
| Corporation Banks and Financial Institutions         | 130,000             | 132,600             | 2,600            | 132,600             | ---                    |
| Alcoholic Beverage Excise                            | 93,000              | 92,500              | (500)            | 92,600              | 100                    |
| Realty Transfer                                      | 380,000             | 377,300             | (2,700)          | 377,300             | ---                    |
| Tobacco Products Wholesale Sales                     | 13,000              | 14,400              | 1,400            | 14,700              | 300                    |
| <b>Total Major Taxes</b>                             | <b>14,015,619</b>   | <b>14,252,975</b>   | <b>237,356</b>   | <b>14,267,867</b>   | <b>14,892</b>          |
| <b>Miscellaneous Taxes, Fees, Revenues</b>           |                     |                     |                  |                     |                        |
| Assessment on Real Property Greater Than \$1 Million | 140,000             | 131,200             | (8,800)          | 131,200             | ---                    |
| Medicaid Uncompensated Care                          | 488,345             | 493,341             | 4,996            | 490,382             | (2,959)                |
| Good Driver  | 71,950              | 79,000              | 7,050            | 79,000              | ---                    |
| Hotel/Motel Occupancy Tax                            | 79,000              | 87,000              | 8,000            | 90,000              | 3,000                  |
| Investment Earnings                                  | ---                 | 63,000              | 63,000           | 40,000              | (23,000)               |
| Public Utility GRFT                                  | 87,100              | 87,225              | 125              | 87,225              | ---                    |
| TEFA   | 232,104             | 252,960             | 20,856           | 181,899             | (71,061)               |
| Fringe Benefit Recoveries                            | 451,555             | 431,335             | (20,220)         | 515,185             | 83,850                 |
| Other Miscellaneous Revenue                          | 1,197,080           | 1,181,245           | (15,835)         | 1,147,788           | (33,457)               |
| <b>Total Miscellaneous Taxes, Fees, Revenues</b>     | <b>2,747,134</b>    | <b>2,806,306</b>    | <b>59,172</b>    | <b>2,762,679</b>    | <b>(43,627)</b>        |
| <b>Interfund Transfers</b>                           |                     |                     |                  |                     |                        |
| State Lottery Fund                                   | 845,000             | 859,000             | 14,000           | 853,000             | (6,000)                |
| Tobacco Settlement/Securitization                    | 114,308             | 118,728             | 4,420            | 65,388              | (53,340)               |
| Other Funds  | 593,310             | 602,280             | 8,970            | 461,404             | (140,876)              |
| <b>Total Interfund Transfers</b>                     | <b>1,552,618</b>    | <b>1,580,008</b>    | <b>27,390</b>    | <b>1,379,792</b>    | <b>(200,216)</b>       |
| <b>Total State Revenues General Fund</b>             | <b>18,315,371</b>   | <b>18,639,289</b>   | <b>323,918</b>   | <b>18,410,338</b>   | <b>(228,951)</b>       |
| <b>Property Tax Relief Fund</b>                      |                     |                     |                  |                     |                        |
| Gross Income Tax                                     | 12,379,000          | 12,171,593          | (207,407)        | 12,865,600          | 694,007                |
| Sales Tax Dedication*                                | 674,000             | 674,000             | ---              | 691,000             | 17,000                 |
| <b>Total Property Tax Relief Fund</b>                | <b>13,053,000</b>   | <b>12,845,593</b>   | <b>(207,407)</b> | <b>13,556,600</b>   | <b>711,007</b>         |
| Casino Control Fund                                  | 73,889              | 74,251              | 362              | 75,139              | 888                    |
| Casino Revenue Fund                                  | 433,033             | 411,983             | (21,050)         | 425,826             | 13,843                 |
| Gubernatorial Elections Fund                         | 700                 | 700                 | ---              | 700                 | ---                    |
| <b>TOTAL STATE REVENUES</b>                          | <b>\$31,875,993</b> | <b>\$31,971,816</b> | <b>\$95,823</b>  | <b>\$32,468,603</b> | <b>\$496,787</b>       |

\*For FY08 \$674 million and for FY09 \$691 million will be transferred from Sales Tax to the Property Tax Relief Fund representing the Sales Tax dedication.

**SCHEDULE 1  
STATE REVENUES**  
(thousands of dollars)

|   | -----Fiscal Year Ending June 30----- |                   |                   |
|---|--------------------------------------|-------------------|-------------------|
|   | 2007                                 | 2008              | 2009              |
|   | Actual                               | Estimated         | Estimated         |
| <b>Major Taxes:</b>   |                                      |                   |                   |
| Sales .....   | 8,609,639                            | 8,971,600         | 9,222,099         |
| Less: Sales Tax Dedication .....                                      | (649,324)                            | (674,000)         | (691,000)         |
| Corporation Business .....  | 3,084,921                            | 2,752,200         | 2,549,000         |
| Transfer Inheritance .....  | 604,700                              | 664,600           | 664,600           |
| Motor Fuels .....   | 561,519                              | 563,000           | 564,500           |
| Insurance Premium .....   | 448,242                              | 466,000           | 466,000           |
| Motor Vehicle Fees .....  | 413,401                              | 413,694           | 406,725           |
| Realty Transfer .....   | 393,835                              | 377,300           | 377,300           |
| Petroleum Products Gross Receipts .....                               | 232,442                              | 231,200           | 230,000           |
| Cigarette .....   | 206,088                              | 237,130           | 227,992           |
| Corporation Banks and Financial Institutions .....                    | 123,007                              | 132,600           | 132,600           |
| Alcoholic Beverage Excise .....                                       | 92,293                               | 92,500            | 92,600            |
| Tobacco Products Wholesale Sales .....                                | 13,746                               | 14,400            | 14,700            |
| Public Utility Excise (Reform) .....                                  | 10,752                               | 10,751            | 10,751            |
| <i>Total Major Taxes</i> .....  | <u>14,145,261</u>                    | <u>14,252,975</u> | <u>14,267,867</u> |
| <b>Miscellaneous Taxes, Fees, and Revenues:</b>                       |                                      |                   |                   |
| Executive Branch--  |                                      |                   |                   |
| Department of Agriculture:  |                                      |                   |                   |
| Animal Disease Control .....  | 99                                   | ---               | ---               |
| Environmental Services .....  | 4                                    | ---               | ---               |
| Fertilizer Inspection Fees .....                                      | 510                                  | 366               | 366               |
| Garden State Farmland Preservation Fund .....                         | 670                                  | ---               | ---               |
| Milk Control Licenses and Fees .....                                  | 664                                  | ---               | ---               |
| Miscellaneous Revenue .....   | 431                                  | 7                 | 7                 |
|   | <u>2,378</u>                         | <u>373</u>        | <u>373</u>        |
| Department of Banking and Insurance:                                  |                                      |                   |                   |
| Actuarial Services .....  | 80                                   | 55                | 55                |
| Bank Assessments .....  | 9,860                                | 9,800             | 9,800             |
| Banking - Examination Fees .....                                      | 856                                  | ---               | ---               |
| Banking - Licenses and Other Fees .....                               | 4,889                                | 3,250             | 3,250             |
| FAIR Act Administration .....   | 22,131                               | 19,000            | 19,000            |
| Fraud Fines .....   | 1,547                                | 2,000             | 2,000             |
| HMO Covered Lives .....   | 1,819                                | 1,595             | 1,595             |
| Insurance - Examination Billings .....                                | 2,093                                | 2,500             | 2,500             |
| Insurance - Special Purpose Assessment .....                          | 13,563                               | 14,000            | 14,000            |
| Insurance Fraud Prevention .....                                      | 33,384                               | 33,000            | 33,000            |
| Insurance Licenses and Other Fees .....                               | 33,345                               | 26,480            | 25,480            |
| Public Adjusters Licenses .....                                       | 118                                  | ---               | ---               |
| Real Estate Commission .....  | 10,379                               | 6,500             | 10,000            |
|   | <u>134,064</u>                       | <u>118,180</u>    | <u>120,680</u>    |
| Department of Children and Families:                                  |                                      |                   |                   |
| Child Care Licensing/Adoption Law .....                               | 349                                  | 350               | 350               |
| Marriage License Fees .....   | 1,308                                | 1,309             | 1,309             |
|   | <u>1,657</u>                         | <u>1,659</u>      | <u>1,659</u>      |
| Department of Community Affairs:                                      |                                      |                   |                   |
| Affordable Housing and Neighborhood Preservation - Fair Housing ..... | 22,500                               | 20,975            | 20,975            |
| Boarding Home Fees .....  | 673                                  | ---               | ---               |
| Construction Fees .....   | 19,051                               | 15,954            | 15,954            |
| Divorce Filing Fees .....   | 1,571                                | 1,500             | 1,500             |
| Fire Safety .....   | 26,083                               | 16,067            | 16,067            |
| Housing Inspection Fees .....   | 12,168                               | 8,927             | 8,927             |
| Miscellaneous Revenue .....   | 104                                  | ---               | ---               |
| NJ Meadowlands Commission .....                                       | 300                                  | ---               | ---               |
| Planned Real Estate Development Fees .....                            | 2,337                                | 828               | 828               |
| Truth In Renting .....  | 173                                  | ---               | ---               |
|   | <u>84,960</u>                        | <u>64,251</u>     | <u>64,251</u>     |

**SCHEDULE 1  
STATE REVENUES**  
(thousands of dollars)

|  | -----Fiscal Year Ending June 30----- |           |           |
|--|--------------------------------------|-----------|-----------|
|  | 2007                                 | 2008      | 2009      |
|  | Actual                               | Estimated | Estimated |
| Department of Corrections:   |                                      |           |           |
| Miscellaneous Revenue .....  | 139                                  | ---       | ---       |
| Department of Education:   |                                      |           |           |
| Audit Recoveries .....   | 622                                  | 1,500     | 425       |
| Audit of Enrollments .....   | 222                                  | 136       | 135       |
| Local School District Loan Recoveries - NJEDA .....                        | 8,100                                | 7,009     | 6,078     |
| Nonpublic Schools Handicapped and Auxiliary Recoveries .....               | 12,424                               | 4,000     | 4,000     |
| Nonpublic Schools Textbook Recoveries .....                                | 1,452                                | 1,200     | 1,200     |
| School Construction Inspection Fees .....                                  | 1,734                                | 585       | 530       |
| State Board of Examiners .....   | 5,553                                | 4,800     | 4,800     |
|  | 30,107                               | 19,230    | 17,168    |
| Department of Environmental Protection:                                    |                                      |           |           |
| Air Pollution Fees - Minor Sources .....                                   | 6,036                                | 6,300     | 6,300     |
| Air Pollution Fees - Title V Operating Permits .....                       | 14,244                               | 13,100    | 10,700    |
| Air Pollution Fines .....  | 4,324                                | 2,800     | 2,800     |
| Clean Water Enforcement Act .....  | 3,669                                | 1,510     | 2,000     |
| Coastal Area Facility Review Act .....                                     | 2,484                                | 2,100     | 2,100     |
| Endangered Species Tax Checkoff .....                                      | 219                                  | 158       | 158       |
| Environmental Infrastructure Financing Program Administrative Fee .....    | 6,200                                | 5,000     | 5,000     |
| Excess Diversion .....   | 223                                  | 366       | 230       |
| Freshwater Wetlands Fees .....   | 4,040                                | 4,258     | 4,258     |
| Freshwater Wetlands Fines .....  | 829                                  | 200       | 300       |
| Garden State Green Acres Preservation Trust Fund .....                     | 105                                  | ---       | ---       |
| Hazardous Discharge Site Cleanup .....                                     | 7,757                                | ---       | ---       |
| Hazardous Waste Fees .....   | 1,873                                | 3,873     | 3,949     |
| Hazardous Waste Fines .....  | 889                                  | 700       | 700       |
| Highlands Permitting .....   | 584                                  | 426       | 426       |
| Hunters' and Anglers' Licenses .....                                       | 12,398                               | 11,000    | 11,000    |
| Industrial Site Recovery Act .....   | 613                                  | 738       | 1,045     |
| Laboratory Certification Fees .....  | 821                                  | 830       | 2,400     |
| Laboratory Certification Fines .....                                       | 65                                   | 80        | 80        |
| Lake Restoration Fund .....  | 214                                  | ---       | ---       |
| Marina Rentals .....   | 1,331                                | 885       | 885       |
| Marine Lands - Preparation and Filing Fees .....                           | 3,048                                | 159       | 159       |
| Medical Waste .....  | 4,367                                | 4,400     | 4,400     |
| Miscellaneous Revenue .....  | 19                                   | ---       | ---       |
| New Jersey Pollutant Discharge Elimination System/Stormwater Permits ..... | 19,156                               | 16,700    | 16,700    |
| New Jersey Spill Compensation Fund .....                                   | 7,506                                | ---       | ---       |
| Parks Management Fees and Permits .....                                    | 5,468                                | 4,300     | 4,300     |
| Parks Management Fines .....   | 124                                  | 135       | 140       |
| Pesticide Control Fees .....   | 4,405                                | 4,400     | 4,400     |
| Pesticide Control Fines .....  | 131                                  | 80        | 80        |
| Pollution Prevention Fund .....  | 137                                  | ---       | ---       |
| Radiation Protection Fees .....  | 4,934                                | 3,858     | 6,104     |
| Radiation Protection Fines .....   | 88                                   | 90        | 90        |
| Radon Testers Certification .....  | 252                                  | 280       | 280       |
| Shellfish and Marine Fisheries .....                                       | 7                                    | 7         | 7         |
| Solid Waste - Utility Regulation Assessments .....                         | 5,168                                | 3,100     | 3,100     |
| Solid Waste Fines .....  | 517                                  | 650       | 650       |
| Solid Waste Management Fees .....  | 9,962                                | 7,482     | 9,900     |
| Solid and Hazardous Waste Disclosure .....                                 | 305                                  | ---       | ---       |
| Spring Meadow Golf Course .....  | 222                                  | 250       | 250       |
| Stream Encroachment .....  | 4,757                                | 3,710     | 3,710     |
| Toxic Catastrophe Prevention Fees .....                                    | 1,442                                | 1,555     | 1,615     |
| Toxic Catastrophe Prevention Fines .....                                   | 3                                    | 75        | 50        |
| Treatment Works Approval .....   | 2,204                                | 1,780     | 1,780     |
| Underground Storage Tanks Fees .....                                       | 1,005                                | 1,200     | 1,200     |
| Water Allocation .....   | 4,906                                | 2,050     | 2,050     |
| Water Supply Fund .....  | 168                                  | ---       | ---       |
| Water Supply Management Regulations .....                                  | 2,062                                | 1,700     | 1,700     |
| Water/Wastewater Operators Licenses .....                                  | 208                                  | 210       | 210       |
| Waterfront Development Fees .....  | 2,795                                | 2,931     | 2,931     |
| Waterfront Development Fines .....   | 5                                    | 15        | 10        |
| Well Permits/Well Drillers/Pump Installers Licenses .....                  | 1,286                                | 1,100     | 1,100     |
| Wetlands .....   | 143                                  | 44        | 44        |
| Worker Community Right to Know - Fees .....                                | 217                                  | ---       | ---       |
| Worker Community Right to Know - Fines .....                               | 54                                   | 60        | 60        |
|  | 155,989                              | 116,645   | 121,351   |

**SCHEDULE 1  
STATE REVENUES**  
(thousands of dollars)

|  | -----Fiscal Year Ending June 30----- |           |           |
|--|--------------------------------------|-----------|-----------|
|  | 2007                                 | 2008      | 2009      |
|  | Actual                               | Estimated | Estimated |
| Department of Health and Senior Services:                                |                                      |           |           |
| Admission Charge Hospital Assessment .....                               | 6,000                                | 6,000     | 6,000     |
| Autism Medical Research .....  | 3,798                                | ---       | ---       |
| Clinical Laboratory .....  | 679                                  | ---       | ---       |
| Consumer Health Penalties .....  | 5,328                                | ---       | ---       |
| Health Care Reform .....   | 1,200                                | 1,200     | 1,200     |
| Licenses, Fines, Permits, Penalties and Fees .....                       | 7,621                                | 790       | 790       |
| Miscellaneous Revenue .....  | 10,892                               | 400       | 400       |
| Pharmaceutical Assistance to the Aged - Recoveries .....                 | 528                                  | ---       | ---       |
|  | 36,046                               | 8,390     | 8,390     |
| Department of Human Services:  |                                      |           |           |
| Commission for the Blind .....   | 718                                  | ---       | ---       |
| Early Periodic Screening, Diagnosis and Treatment .....                  | 2,164                                | 1,800     | ---       |
| Family Care II .....   | 256                                  | ---       | ---       |
| General Assistance Prescription Drug Rebates .....                       | 3,000                                | ---       | ---       |
| Interim Assistance .....   | 461                                  | ---       | ---       |
| Medicaid Uncompensated Care - Acute .....                                | 146,716                              | 274,858   | 274,622   |
| Medicaid Uncompensated Care - Mental Health .....                        | 38,689                               | 39,798    | 37,075    |
| Medicaid Uncompensated Care - Psychiatric .....                          | 189,674                              | 178,685   | 178,685   |
| Medical Assistance - Federal Match on PAAD/Medicaid Dual Eligibles ..... | 1,879                                | ---       | ---       |
| Medical Assistance - Recoveries .....                                    | 1,098                                | ---       | ---       |
| Miscellaneous Federal Revenue Initiatives .....                          | 44                                   | ---       | ---       |
| Miscellaneous Revenue .....  | 1,667                                | 1,500     | 1,500     |
| Patients' and Residents' Cost Recovery - Developmental Disability .....  | 17,107                               | 18,366    | 18,412    |
| Patients' and Residents' Cost Recovery - Psychiatric Hospitals .....     | 71,016                               | 71,261    | 73,611    |
| Payments for Medical Assistance Recipients - Prescription Drugs .....    | 120,000                              | ---       | ---       |
| Purchased Institutional Care .....                                       | 1,011                                | ---       | ---       |
|  | 595,500                              | 586,268   | 583,905   |
| Department of Labor and Workforce Development:                           |                                      |           |           |
| Miscellaneous Revenue .....  | 132                                  | 155       | 155       |
| New Jersey Workforce Development Partnership Fund - WDP Program .....    | 1,915                                | ---       | ---       |
| New Jersey Workforce Development Partnership Fund - Work First NJ .....  | 25,500                               | ---       | ---       |
| Special Compensation Fund .....  | 2,088                                | 1,778     | 1,778     |
| State Disability Benefits Fund .....                                     | 10,179                               | ---       | ---       |
| Urban Enterprise Zone Administration Cost .....                          | 57                                   | ---       | ---       |
| Workers' Compensation Assessment .....                                   | 19,919                               | 13,009    | 13,009    |
| Workplace Standards - Licenses, Permits and Fines .....                  | 12,631                               | 4,720     | 4,720     |
|  | 72,421                               | 19,662    | 19,662    |
| Department of Law and Public Safety:                                     |                                      |           |           |
| Beverage Licenses .....  | 9,487                                | 3,960     | 3,960     |
| Charities Registration Section .....                                     | 1,744                                | 695       | 695       |
| Consumer Affairs .....   | 6,316                                | ---       | ---       |
| Controlled Dangerous Substances .....                                    | 722                                  | 100       | 100       |
| EDA School Construction Recoveries .....                                 | 499                                  | 499       | 166       |
| Forfeiture Funds .....   | 250                                  | 250       | ---       |
| General Client Services .....  | 35,893                               | ---       | ---       |
| Legal Services .....   | 27,162                               | ---       | ---       |
| Legalized Games of Chance Control .....                                  | 1,879                                | 1,200     | 1,200     |
| Miscellaneous Revenue .....  | 1,419                                | 50        | 55        |
| New Jersey Cemetery Board .....  | 218                                  | 111       | 22        |
| New Jersey Emergency Medical Service Helicopter Response Program .....   | 21,000                               | ---       | ---       |
| Pleasure Boat Licenses .....   | 2,102                                | 3,000     | 2,102     |
| Private Employment Agencies .....  | 763                                  | 258       | 258       |
| Retired Officer Handgun Permit .....                                     | 209                                  | ---       | ---       |
| Securities Enforcement .....   | 17,488                               | 8,994     | 8,994     |
| State Board of Architects .....  | 962                                  | 450       | 360       |
| State Board of Audiology and Speech-Language Pathology Advisory .....    | 79                                   | 270       | 14        |
| State Board of Certified Psychoanalysts .....                            | ---                                  | 40        | ---       |
| State Board of Certified Public Accountants .....                        | 841                                  | 42        | 850       |
| State Board of Chiropractors .....                                       | 241                                  | 545       | 72        |
| State Board of Cosmetology and Hairstyling .....                         | 6,158                                | 970       | 2,398     |
| State Board of Court Reporting .....                                     | 57                                   | 122       | 5         |
| State Board of Dentistry .....   | 801                                  | 1,650     | 180       |
| State Board of Electrical Contractors .....                              | 335                                  | 120       | 684       |
| State Board of Marriage Counselor Examiners .....                        | 963                                  | 93        | 362       |
| State Board of Master Plumbers .....                                     | 920                                  | 45        | 283       |
| State Board of Medical Examiners .....                                   | 20,290                               | 2,710     | 4,403     |
| State Board of Mortuary Science .....                                    | 611                                  | 225       | 191       |
| State Board of Nursing .....   | 11,029                               | 6,450     | 4,114     |

**SCHEDULE 1  
STATE REVENUES**  
(thousands of dollars)

|   | -----Fiscal Year Ending June 30----- |           |           |
|---|--------------------------------------|-----------|-----------|
|   | 2007                                 | 2008      | 2009      |
|   | Actual                               | Estimated | Estimated |
| State Board of Occupational Therapists and Assistants .....           | 76                                   | 24        | 13        |
| State Board of Ophthalmic Dispensers and Ophthalmic Technicians ..... | 113                                  | 242       | 11        |
| State Board of Optometrists .....                                     | 826                                  | 18        | 239       |
| State Board of Orthotics and Prosthetics .....                        | 84                                   | 5         | 33        |
| State Board of Pharmacy .....   | 3,067                                | 450       | 1,195     |
| State Board of Physical Therapy .....                                 | 215                                  | 301       | 20        |
| State Board of Polysomnography .....                                  | ---                                  | 50        | 50        |
| State Board of Professional Engineers and Land Surveyors .....        | 838                                  | 960       | 225       |
| State Board of Professional Planners .....                            | 61                                   | 215       | 117       |
| State Board of Psychological Examiners .....                          | 895                                  | 60        | 256       |
| State Board of Public Movers and Warehousemen .....                   | 275                                  | ---       | ---       |
| State Board of Real Estate Appraisers .....                           | 369                                  | 410       | 78        |
| State Board of Respiratory Care .....                                 | 80                                   | 301       | 22        |
| State Board of Social Workers .....                                   | 1,792                                | 120       | 633       |
| State Board of Veterinary Medical Examiners .....                     | 567                                  | 42        | 211       |
| State Police - Fingerprint Fees .....                                 | 18,181                               | 3,694     | 3,694     |
| State Police - Nuclear Facilities Security Detail .....               | ---                                  | 3,200     | 1,600     |
| State Police - Other Licenses .....                                   | 266                                  | 227       | 250       |
| State Police - Private Detective Licenses .....                       | 454                                  | 220       | 220       |
| Victim and Witness Advocacy Fund .....                                | 1,128                                | ---       | ---       |
| Victims of Violent Crime Compensation .....                           | 8,066                                | 3,930     | 430       |
| Weights and Measures - General .....                                  | 4,028                                | 2,612     | 2,612     |
|   | <hr/>                                | <hr/>     | <hr/>     |
| Department of Military and Veterans' Affairs:                         | 211,819                              | 49,930    | 43,377    |
| Miscellaneous Revenue .....   | 3,170                                | ---       | ---       |
| Nuclear Facilities Security Detail .....                              | ---                                  | 5,860     | 2,930     |
| Soldiers' Homes .....   | 33,953                               | 37,588    | 38,962    |
|   | <hr/>                                | <hr/>     | <hr/>     |
|   | 37,123                               | 43,448    | 41,892    |
| Department of Personnel:  |                                      |           |           |
| Examination Fees .....  | 1,155                                | ---       | ---       |
| Human Resource Development Institute .....                            | 2,576                                | ---       | ---       |
|   | <hr/>                                | <hr/>     | <hr/>     |
|   | 3,731                                | ---       | ---       |
| Department of the Public Advocate:                                    |                                      |           |           |
| Licenses, Fines, Permits, Penalties and Fees .....                    | 5                                    | ---       | ---       |
| Office of Dispute Settlement Mediation .....                          | 44                                   | 100       | 50        |
| Rate Counsel .....  | 7,288                                | 7,449     | 6,749     |
|   | <hr/>                                | <hr/>     | <hr/>     |
|   | 7,337                                | 7,549     | 6,799     |
| Department of State:  |                                      |           |           |
| Governor's Teaching Scholars Program Loan Repayment .....             | 80                                   | 54        | 50        |
| Miscellaneous Revenue .....   | 152                                  | 8         | 8         |
| New Jersey World Trade Center Scholarship Program .....               | 10                                   | ---       | ---       |
|   | <hr/>                                | <hr/>     | <hr/>     |
|   | 242                                  | 62        | 58        |
| Department of Transportation:   |                                      |           |           |
| Air Safety Fund .....   | 1,921                                | 965       | 965       |
| Applications and Highway Permits .....                                | 2,500                                | 1,300     | 1,300     |
| Autonomous Transportation Authorities .....                           | 52,209                               | 24,500    | 24,500    |
| Good Driver .....   | 78,751                               | 79,000    | 79,000    |
| Interest on Purchase of Right of Way .....                            | 81                                   | 5         | 5         |
| Logo Sign Program Fees .....  | 403                                  | 300       | 300       |
| Miscellaneous Revenue .....   | 56                                   | ---       | ---       |
| Outdoor Advertising .....   | 5,711                                | 740       | 740       |
| Placarded Railcar .....   | 224                                  | ---       | ---       |
| Rental Receipts - Tenant Relocation Program .....                     | 360                                  | ---       | ---       |
|   | <hr/>                                | <hr/>     | <hr/>     |
|   | 142,216                              | 106,810   | 106,810   |
| Department of the Treasury:   |                                      |           |           |
| Assessment on Real Property Greater Than \$1 Million .....            | 127,714                              | 131,200   | 131,200   |
| Assessments - Cable TV .....  | 4,564                                | 4,886     | 4,809     |
| Assessments - Public Utility .....                                    | 30,327                               | 31,993    | 31,200    |
| Casino Fines .....  | 221                                  | ---       | ---       |
| Coin Operated Telephones .....  | 4,854                                | 4,800     | 4,800     |
| Commercial Property Tax over \$1 Million .....                        | 24,874                               | ---       | ---       |
| Commercial Recording - Expedited .....                                | 2,701                                | 2,153     | 2,153     |
| Commissions (Notary) .....  | 1,799                                | 1,600     | 1,700     |
| Communication Fee - Lottery .....                                     | 50                                   | ---       | ---       |
| Cost Assessment .....   | 5,334                                | ---       | ---       |
| Criminal Disposition .....  | 425                                  | ---       | ---       |
| Domestic Security .....   | 34,843                               | 34,500    | 34,500    |

**SCHEDULE 1  
STATE REVENUES**  
(thousands of dollars)

|  | -----Fiscal Year Ending June 30----- |                  |                  |
|--|--------------------------------------|------------------|------------------|
|  | <b>2007</b>                          | <b>2008</b>      | <b>2009</b>      |
|  | <b>Actual</b>                        | <b>Estimated</b> | <b>Estimated</b> |
| Dormitory Safety Trust Fund - Debt Service Recovery .....                            | ---                                  | 5,698            | 5,694            |
| Enhanced Debt Collection .....   | ---                                  | 15,500           | 57,500           |
| Equipment Leasing Fund - Debt Service Recovery .....                                 | 4,625                                | 3,480            | 2,252            |
| Escrow Interest - Construction Accounts .....  | 61                                   | 80               | 80               |
| Fur Clothing Tax .....   | 1,859                                | 2,000            | 2,000            |
| General Revenue - Fees (Commercial Recording and UCC) .....                          | 52,555                               | 50,500           | 51,500           |
| Higher Education Capital Improvement Fund - Debt Service Recovery .....              | ---                                  | 15,299           | 15,298           |
| Hotel/Motel Occupancy Tax .....  | 84,195                               | 87,000           | 90,000           |
| Investment Earnings .....  | 123,128                              | 63,000           | 40,000           |
| MVC Securitization .....   | 155                                  | ---              | ---              |
| Miscellaneous Revenue .....  | 3,926                                | 10,200           | 2,200            |
| NJ Economic Development Authority .....  | 10                                   | ---              | ---              |
| NJ Public Records Preservation .....   | 57,121                               | 36,100           | 29,100           |
| Non-Pledged Dedicated Cigarette Tax .....  | ---                                  | 41,626           | ---              |
| Nuclear Emergency Response Assessment .....  | 5,363                                | 5,335            | 4,346            |
| Public Defender Client Receipts .....  | 4,661                                | 4,900            | 4,900            |
| Public Utility Fines .....   | 2,675                                | 1,000            | 1,000            |
| Public Utility Gross Receipts and Franchise Taxes (Water/Sewer) .....                | 87,225                               | 87,225           | 87,225           |
| Railroad Tax - Class II .....  | 4,298                                | 4,000            | 4,000            |
| Railroad Tax - Franchise .....   | 1,498                                | 1,000            | 1,000            |
| Sale of Real Property .....  | 7,890                                | 1,800            | ---              |
| State Disability Benefits Fund .....   | 71                                   | ---              | ---              |
| State Lottery Fund .....   | 7,073                                | ---              | ---              |
| Stormwater Management-Combined Sewer Overflow .....                                  | 603                                  | ---              | ---              |
| Surplus Property .....   | 2,298                                | 1,500            | 1,500            |
| Tax Audit Services - Uncollected Revenue Recovery .....                              | 335                                  | ---              | ---              |
| Tax Referral Cost Recovery Fee .....   | 4,972                                | 5,000            | 5,500            |
| Telephone Assessment .....   | 128,861                              | 129,000          | 129,000          |
| Tire Clean-Up Surcharge .....  | 9,817                                | 10,000           | 10,000           |
| Transitional Energy Facilities Assessment .....                                      | 217,427                              | 252,960          | 181,899          |
|  | <u>1,050,408</u>                     | <u>1,045,335</u> | <u>936,356</u>   |
| Other Sources:   |                                      |                  |                  |
| Miscellaneous Revenue .....  | 2,134                                | 500              | 500              |
| Interdepartmental Accounts:  |                                      |                  |                  |
| Administration and Investment of Pension and Health Benefit Funds - Recoveries ..... | 22,475                               | 3,114            | 3,114            |
| Employee Maintenance Deductions .....  | 300                                  | 300              | 300              |
| Fringe Benefit Recoveries from Colleges and Universities .....                       | 148,121                              | 146,953          | 174,868          |
| Fringe Benefit Recoveries from Federal and Other Funds .....                         | 240,121                              | 234,982          | 284,417          |
| Fringe Benefit Recoveries from School Districts .....                                | 54,693                               | 49,400           | 55,900           |
| Indirect Cost Recoveries - DEP Other Funds .....                                     | 8,702                                | 8,300            | 8,100            |
| MTF Revenue Fund .....   | 35,391                               | 45,500           | 30,500           |
| Miscellaneous Revenue .....  | 4                                    | ---              | ---              |
| Rent of State Building Space .....   | 2,533                                | 2,534            | 2,534            |
| Social Security Recoveries from Federal and Other Funds .....                        | 62,673                               | 63,101           | 65,625           |
| Standard Offer Payments - Utilities .....  | 814                                  | ---              | ---              |
|  | <u>575,827</u>                       | <u>554,184</u>   | <u>625,358</u>   |
| Judicial Branch--  |                                      |                  |                  |
| The Judiciary:   |                                      |                  |                  |
| Civil Arbitration Program .....  | 2,335                                | ---              | ---              |
| Court Fees .....   | 62,478                               | 63,830           | 64,090           |
| Miscellaneous Revenue .....  | 432                                  | ---              | ---              |
|  | <u>65,245</u>                        | <u>63,830</u>    | <u>64,090</u>    |
| <i>Total Miscellaneous Taxes, Fees, and Revenues</i> .....                           | <u>3,209,343</u>                     | <u>2,806,306</u> | <u>2,762,679</u> |

**SCHEDULE 1  
STATE REVENUES**  
(thousands of dollars)

|   | -----Fiscal Year Ending June 30----- |                   |                   |
|---|--------------------------------------|-------------------|-------------------|
|   | 2007<br>Actual                       | 2008<br>Estimated | 2009<br>Estimated |
| <b>Interfund Transfers:</b>   |                                      |                   |                   |
| Beaches and Harbor Fund .....   | 86                                   | 86                | 86                |
| Clean Energy Fund .....   | ---                                  | 10,000            | 10,000            |
| Clean Waters Fund .....   | ---                                  | 7                 | 7                 |
| Correctional Facilities Construction Fund .....                                 | 31                                   | 14                | 15                |
| Correctional Facilities Construction Fund of 1987 .....                         | 46                                   | 26                | 13                |
| Cultural Centers and Historic Preservation Fund .....                           | 73                                   | 350               | 125               |
| Dam, Lake, Stream and Flood Control Project Fund - 2003 .....                   | ---                                  | 434               | 343               |
| Developmental Disabilities Waiting List Reduction Fund .....                    | 574                                  | 425               | 325               |
| Dredging and Containment Facility Fund .....                                    | 355                                  | 390               | 390               |
| Emergency Flood Control Fund .....  | 19                                   | 16                | 13                |
| Energy Conservation Fund .....  | 15                                   | 15                | 15                |
| Enterprise Zone Assistance Fund .....   | 14,607                               | 16,311            | 17,942            |
| Fund for the Support of Free Public Schools .....                               | 5,985                                | 6,050             | 6,050             |
| Garden State Farmland Preservation Trust Fund .....                             | 1,697                                | 1,795             | 1,795             |
| Garden State Green Acres Preservation Trust Fund .....                          | 4,768                                | 5,249             | 5,249             |
| Garden State Historic Preservation Trust Fund .....                             | 504                                  | 616               | 616               |
| Hazardous Discharge Fund .....  | 10                                   | 10                | 10                |
| Hazardous Discharge Site Cleanup Fund .....                                     | 16,296                               | 16,931            | 16,931            |
| Housing Assistance Fund .....   | 228                                  | 255               | 250               |
| Human Services Facilities Construction Fund .....                               | 2                                    | 12                | ---               |
| Jobs, Education and Competitiveness Fund .....                                  | 227                                  | 97                | 43                |
| Jobs, Science and Technology Fund .....   | 1                                    | ---               | ---               |
| Judiciary Bail Fund .....   | 1,876                                | 1,950             | 1,950             |
| Judiciary Child Support and Paternity Fund .....                                | 569                                  | 400               | 400               |
| Judiciary Probation Fund .....  | 510                                  | 525               | 525               |
| Judiciary Special Civil Fund .....  | 168                                  | 190               | 190               |
| Judiciary Superior Court Miscellaneous Fund .....                               | 279                                  | 225               | 225               |
| Legal Services Fund .....   | 10,905                               | 10,410            | 10,410            |
| Mortgage Assistance Fund .....  | 1,157                                | 880               | 835               |
| Motor Vehicle Security Responsibility Fund .....                                | 13                                   | 13                | 13                |
| NJ Bridge Rehab. and Improvement and R.R. Right-of-Way Preservation Fund .....  | 336                                  | 334               | 325               |
| Natural Resources Fund .....  | 161                                  | 150               | 125               |
| New Jersey Green Acres Fund - 1983 .....  | 1,070                                | 1,070             | 1,070             |
| New Jersey Spill Compensation Fund .....  | 15,111                               | 15,783            | 15,783            |
| New Jersey Workforce Development Partnership Fund .....                         | 15,193                               | 17,567            | 17,567            |
| Pineland Infrastructure .....   | 8                                    | ---               | ---               |
| Pollution Prevention Fund .....   | 1,497                                | 1,549             | 1,549             |
| Public Purpose Buildings Construction Fund .....                                | 8                                    | 8                 | 8                 |
| Public Purpose Buildings and Community-Based Facilities Construction Fund ..... | 193                                  | 170               | 100               |
| Safe Drinking Water Fund .....  | 2,149                                | 2,433             | 2,433             |
| Sanitary Landfill Facility Contingency Fund .....                               | 5,000                                | ---               | ---               |
| School Fund Investment Account .....  | 3,575                                | 4,030             | 4,030             |
| Shore Protection Fund .....   | 570                                  | 537               | 481               |
| Solid Waste Service Tax Fund .....  | 12                                   | 12                | 12                |
| State Disability Benefit Fund .....   | 76,811                               | 104,243           | 29,243            |
| State Lottery Fund .....  | 828,326                              | 859,000           | 853,000           |
| State Lottery Fund - Administration .....                                       | 21,206                               | 22,118            | 22,118            |
| State Recreation and Conservation Land Acquisition and Development Fund .....   | 25                                   | 25                | 25                |
| State of New Jersey Cash Management Fund .....                                  | 2,796                                | 2,796             | 2,796             |
| Statewide Transportation and Local Bridge Fund .....                            | 1,556                                | 1,556             | 1,556             |
| Supplemental Workforce Fund for Basic Skills .....                              | 1,781                                | 2,000             | 2,000             |
| Tobacco Settlement Fund .....   | 15,674                               | 118,728           | 65,388            |
| Unclaimed Insurance Payments on Deposit Accounts Fund .....                     | 29                                   | ---               | ---               |
| Unclaimed Personal Property Trust Fund .....                                    | 314,163                              | 244,900           | 178,000           |
| Unclaimed Utility Deposits Trust Fund .....                                     | 216                                  | 175               | 225               |
| Unemployment Compensation Auxiliary Fund .....                                  | 22,297                               | 26,307            | 26,357            |
| Universal Services Fund .....   | 72,613                               | 72,616            | 72,616            |
| Wage and Hour Trust Fund .....  | 132                                  | 75                | 75                |
| Water Conservation Fund .....   | 40                                   | 40                | 40                |
| Water Supply Fund .....   | 3,898                                | 4,321             | 4,321             |
| Worker and Community Right to Know Fund .....                                   | 3,426                                | 3,783             | 3,783             |
| <i>Total Interfund Transfers</i> .....  | <u>1,470,873</u>                     | <u>1,580,008</u>  | <u>1,379,792</u>  |
| <b>Total State Revenues General Fund</b> .....                                  | <b>18,825,477</b>                    | <b>18,639,289</b> | <b>18,410,338</b> |

**SCHEDULE 1  
STATE REVENUES**  
(thousands of dollars)

|   | -----Fiscal Year Ending June 30----- |                   |                   |
|---|--------------------------------------|-------------------|-------------------|
|   | 2007<br>Actual                       | 2008<br>Estimated | 2009<br>Estimated |
| <b>PROPERTY TAX RELIEF FUND</b>             |                                      |                   |                   |
| Gross Income Tax .....                      | 11,727,192                           | 12,171,593        | 12,865,600        |
| Sales Tax Dedication .....                  | 649,324                              | 674,000           | 691,000           |
| <i>Total Property Tax Relief Fund</i> ..... | <u>12,376,516</u>                    | <u>12,845,593</u> | <u>13,556,600</u> |
| <b>CASINO CONTROL FUND</b>                  |                                      |                   |                   |
| Investment Earnings .....                   | 214                                  | 500               | 500               |
| License Fees .....                          | 75,432                               | 73,751            | 74,639            |
| <i>Total Casino Control Fund</i> .....      | <u>75,646</u>                        | <u>74,251</u>     | <u>75,139</u>     |
| <b>CASINO REVENUE FUND</b>                  |                                      |                   |                   |
| Casino Simulcasting Fund .....              | 551                                  | 500               | 500               |
| Gross Revenue Tax .....                     | 409,913                              | 381,277           | 399,760           |
| Investment Earnings .....                   | 3,474                                | 2,500             | 2,500             |
| Other Casino Taxes and Fees .....           | 36,177                               | 27,706            | 23,066            |
| PAAD Recoveries .....                       | 9,497                                | ---               | ---               |
| <i>Total Casino Revenue Fund</i> .....      | <u>459,612</u>                       | <u>411,983</u>    | <u>425,826</u>    |
| <b>GUBERNATORIAL ELECTIONS FUND</b>         |                                      |                   |                   |
| Taxpayers' Designations .....               | 551                                  | 700               | 700               |
| <b>TOTAL STATE REVENUES</b> .....           | <u>31,737,802</u>                    | <u>31,971,816</u> | <u>32,468,603</u> |

**SCHEDULE 2  
OTHER REVENUES**  
(thousands of dollars)

|  | -----Fiscal Year Ending June 30----- |                   |                   |
|--|--------------------------------------|-------------------|-------------------|
|  | 2007<br>Actual                       | 2008<br>Estimated | 2009<br>Estimated |
| <b>Dedicated:</b>  |                                      |                   |                   |
| Legislative Branch--   |                                      |                   |                   |
| Legislature:   |                                      |                   |                   |
| Asset Forfeiture .....   | 18                                   | ---               | ---               |
| Executive Branch--   |                                      |                   |                   |
| Chief Executive:   |                                      |                   |                   |
| State Authority Review and Oversight .....                                   | 654                                  | 900               | 900               |
| Department of Agriculture:   |                                      |                   |                   |
| American Veterinary Medical Foundation .....                                 | 25                                   | 20                | ---               |
| Animal Disease Control .....   | ---                                  | 80                | 80                |
| Commodity Distribution .....   | 1,508                                | 1,501             | 1,501             |
| Dairy Fee Administration .....   | 248                                  | 250               | 250               |
| Development Potential Transfer Bank Administration .....                     | 92                                   | 100               | 100               |
| Environmental Services .....   | ---                                  | 250               | 110               |
| Food Distribution Assessment .....   | 72                                   | 15                | 15                |
| Fruit and Vegetable Grading Service .....                                    | 590                                  | 600               | 600               |
| Future Farmers of America - Student Loans from Department of Education ..... | 119                                  | 75                | 75                |
| Garden State Preservation Trust .....  | ---                                  | 1,029             | 1,029             |
| Horse Breeding and Development Fund .....                                    | 347                                  | 320               | 320               |
| Marketing and Development Services .....                                     | ---                                  | 724               | 724               |
| Nursery Inspection Program .....   | ---                                  | 235               | 235               |
| Organic Certification .....  | 141                                  | 75                | 75                |
| Plant Pest and Disease Control .....   | ---                                  | 15                | 15                |
| Poultry Service .....  | 844                                  | 610               | 608               |
| Sire Stakes .....  | 4,543                                | 4,500             | 4,000             |
| Soybean Rust Early Detection Program .....                                   | 11                                   | ---               | ---               |
| Standardbred Breeder Awards .....  | 180                                  | 240               | 240               |
| Stormwater Discharge Administration .....                                    | 162                                  | 174               | 187               |
| Wine Promotion Program .....   | 127                                  | 90                | 90                |
| Miscellaneous .....  | 285                                  | 212               | 207               |
|  | 9,294                                | 11,115            | 10,461            |
| Department of Banking and Insurance:   |                                      |                   |                   |
| Individual Health Care Program Assessments .....                             | 24,542                               | ---               | ---               |
| Public Adjusters Licensing .....   | ---                                  | 52                | 52                |
| Small Employer Health Benefits .....   | 626                                  | 380               | 380               |
| Supervision and Examination of Financial Institutions .....                  | ---                                  | 400               | 400               |
| Miscellaneous .....  | 144                                  | ---               | ---               |
|  | 25,312                               | 832               | 832               |
| Department of Children and Families:   |                                      |                   |                   |
| Adopt U.S. Kids .....  | 43                                   | ---               | ---               |
| Child Protective and Permanency Services .....                               | ---                                  | 1,852             | ---               |
| Criminal History Record Checks .....   | 360                                  | 120               | 120               |
| Domestic Violence Victims Fund .....   | 604                                  | ---               | ---               |
| Education Consolidation Improvement Act - General and Administration .....   | 86                                   | ---               | ---               |
| Education Services .....   | 51,871                               | 52,495            | 53,878            |
| Legally Responsible Relatives - Probation Supplement .....                   | 4,304                                | 2,054             | 2,054             |
| Old Age Survivors Insurance .....  | 2,048                                | 1,492             | 1,492             |
| Treatment Homes - Title IV-E .....   | 78                                   | ---               | ---               |
|  | 59,394                               | 58,013            | 57,544            |
| Department of Community Affairs:   |                                      |                   |                   |
| Boarding Home Regulation and Assistance .....                                | ---                                  | 825               | 975               |
| Comfort Partners Program .....   | 2,484                                | 4,700             | 4,800             |
| Fire Certification Program .....   | 209                                  | 328               | 342               |
| Grants to Displaced Homemaker Centers .....                                  | 719                                  | 688               | 688               |
| Historic Preservation License .....  | 21                                   | 25                | 25                |
| Housing Code Enforcement .....   | ---                                  | 2,900             | 2,900             |
| Housing Opportunities for Persons with AIDS .....                            | 685                                  | 1,318             | 1,318             |
| Housing Services .....   | 71,325                               | 71,000            | 71,000            |
| Lead Hazard Control Assistance Fund .....                                    | 387                                  | 904               | 1,012             |
| Neighborhood Revitalization Tax Credit .....                                 | 600                                  | 600               | 600               |
| New Home Warranty Program .....  | 5,011                                | 5,184             | 5,408             |
| New Jersey Meadowlands Commission - Operations .....                         | ---                                  | 110               | 125               |
| Paterson Housing Opportunities for Persons with AIDS Program .....           | 860                                  | 1,003             | 987               |
| Prevention of Homelessness .....   | 209                                  | 263               | 243               |
| Section 8 Housing Voucher Portability .....                                  | ---                                  | 1,600             | 1,600             |
| Subcontract with the City of Camden - Section 8 .....                        | 637                                  | 637               | 637               |
| Truth in Renting .....   | ---                                  | 93                | ---               |

**SCHEDULE 2  
OTHER REVENUES**  
(thousands of dollars)

|   | -----Fiscal Year Ending June 30----- |                   |                   |
|---|--------------------------------------|-------------------|-------------------|
|   | 2007<br>Actual                       | 2008<br>Estimated | 2009<br>Estimated |
| Uniform Construction Code .....   | ---                                  | 9,300             | 9,300             |
| Uniform Fire Code .....   | ---                                  | 9,400             | 9,400             |
| Universal Service Fund .....  | 5,677                                | 4,500             | 4,600             |
| Miscellaneous .....   | 1,372                                | 1,179             | 1,400             |
|   | <u>90,196</u>                        | <u>116,557</u>    | <u>117,360</u>    |
| Department of Corrections:  |                                      |                   |                   |
| Administration and Support Services .....   | 27,182                               | 24,320            | 24,586            |
| Auto Theft Penalty Collections .....  | 5                                    | ---               | ---               |
| Child Support Payment Collection and Distribution .....                           | 1                                    | ---               | ---               |
| Nicholson Foundation - Distance Learning Pilot Program .....                      | ---                                  | 14                | ---               |
| Nicholson Foundation - Reentry Grant .....  | ---                                  | 137               | 122               |
| Nicholson Foundation - Reentry Initiative Expansion .....                         | ---                                  | ---               | 71                |
| Nicholson Foundation Grant - Reentry and Access to Programs .....                 | 62                                   | 235               | 235               |
| Workplace Literacy - Learning Lab Program .....                                   | 458                                  | ---               | ---               |
|   | <u>27,708</u>                        | <u>24,706</u>     | <u>25,014</u>     |
| Department of Education:  |                                      |                   |                   |
| Compliance and Auditing .....   | 850                                  | 850               | 850               |
| Katzenbach One on One Aides .....   | 567                                  | 510               | 448               |
| Katzenbach PLUS Program .....   | 740                                  | 744               | 638               |
| Katzenbach Partnership Programs .....   | 46                                   | 145               | ---               |
| Katzenbach Summer Program .....   | 177                                  | 252               | 200               |
| Marie H. Katzenbach School for the Deaf - Tuition from Local Boards .....         | 8,733                                | 9,174             | 10,466            |
| NJSIAA Steriod Testing .....  | ---                                  | ---               | 50                |
| Professional Development and Licensure .....                                      | ---                                  | 1,000             | 1,292             |
| Rental of Vacant Building Space .....   | 530                                  | 422               | 380               |
| School District Deficit Relief .....  | 1,000                                | 1,000             | 1,000             |
| State Action for Education Leadership Project .....                               | 225                                  | ---               | ---               |
| Miscellaneous .....   | 65                                   | 41                | 41                |
|   | <u>12,933</u>                        | <u>14,138</u>     | <u>15,365</u>     |
| Department of Environmental Protection:   |                                      |                   |                   |
| Administrative Costs - Natural Resources Damages .....                            | 1,922                                | 1,305             | 1,819             |
| Administrative Costs Water Supply Bond Act of 1981 - Management .....             | ---                                  | 31                | 84                |
| Administrative Costs Water Supply Bond Act of 1981 - Planning and Standards ..... | ---                                  | 25                | 9                 |
| Administrative Costs Water Supply Bond Act of 1981 - Watershed and Aquifer .....  | ---                                  | 32                | 56                |
| Air Pollution Monitoring and Control Programs .....                               | ---                                  | 1,750             | 1,300             |
| Battleship New Jersey Memorial Fund .....   | 172                                  | 170               | 170               |
| Battleship New Jersey Tax Check-Off .....   | 65                                   | 65                | 65                |
| Coastal Area Development Review Act Program .....                                 | ---                                  | 50                | 50                |
| Delaware Bay Oyster Revitalization Project .....                                  | 103                                  | 112               | 112               |
| Drinking Water State Revolving Fund - Capacity Development .....                  | 358                                  | 600               | 600               |
| Drinking Water State Revolving Fund - Operator Certification .....                | 244                                  | 400               | 300               |
| Drinking Water State Revolving Fund - Program Administration .....                | 677                                  | 800               | 800               |
| Drinking Water State Revolving Fund - Small System Technical Assistance .....     | 595                                  | 600               | 600               |
| Drinking Water State Revolving Fund - Source Water Program Administration .....   | 322                                  | 800               | 200               |
| Endangered and Nongame Species Wildlife Fund .....                                | 150                                  | 135               | 125               |
| Environmental Infrastructure Trust Loan Fund .....                                | ---                                  | 1,889             | 1,592             |
| Environmental Inspection of Child Care Facilities .....                           | ---                                  | 620               | 770               |
| Exotic and Nongame Species Inspection Fund .....                                  | 156                                  | 160               | 163               |
| Farley Marina Escrow .....  | 1,700                                | 1,200             | 1,200             |
| Forest Resource Management Special Revenue .....                                  | 255                                  | 250               | 250               |
| Green Acres / Open Space Administration .....                                     | ---                                  | 468               | 419               |
| HR-6 Flood Control .....  | 1,459                                | 500               | 600               |
| Hazardous Discharge Site Cleanup Fund - Responsible Party .....                   | ---                                  | 10,552            | 10,970            |
| Historic Preservation Fund .....  | 50                                   | 50                | 50                |
| Hunters' and Anglers' License Fund .....  | ---                                  | 1,300             | 1,300             |
| Landscape Irrigation Contractor Certification .....                               | 149                                  | 148               | 148               |
| Liberty State Park - Central Parking .....  | 112                                  | 250               | 250               |
| Liberty State Park License Plates .....   | 49                                   | 50                | 50                |
| Low Emission Vehicle Program .....  | 121                                  | 125               | 120               |
| Mammography Quality Standards Act .....   | 277                                  | 310               | 310               |
| Marina Rentals .....  | ---                                  | 415               | 415               |
| New Jersey Shade Tree and Community Forestry Program .....                        | 62                                   | 80                | 80                |
| New Jersey Waterfowl Stamp Act .....  | 108                                  | 100               | 100               |
| Nuclear Emergency Response .....  | ---                                  | ---               | 1,078             |
| Ocean/Wind Power Ecological Baseline Study .....                                  | ---                                  | 2,000             | ---               |
| Office of Dredging and Sediment Technology .....                                  | ---                                  | 228               | 241               |
| Ohio Edison Settlement for Environmentally Beneficial Projects .....              | 420                                  | 520               | 520               |
| Oil Spill Prevention .....  | ---                                  | 1,227             | 1,147             |
| Oyster Cultch Fund .....  | 148                                  | 120               | 120               |

**SCHEDULE 2  
OTHER REVENUES**  
(thousands of dollars)

|   | -----Fiscal Year Ending June 30----- |                   |                   |
|---|--------------------------------------|-------------------|-------------------|
|   | 2007<br>Actual                       | 2008<br>Estimated | 2009<br>Estimated |
| Palisades Interstate Park Commission (PIPC) - Court Fund Revenue . . . . .                | ---                                  | 1,406             | 1,202             |
| Palisades Interstate Park Commission (PIPC) - Gas Station Revenue . . . . .               | ---                                  | 2,463             | 2,403             |
| Palisades Interstate Park Commission (PIPC) - Operating Fund Revenue . . . . .            | ---                                  | 760               | 780               |
| Parks Management Fees . . . . .   | ---                                  | 1,400             | 1,400             |
| Parks Management Revolving Fund . . . . .   | 1,271                                | 1,250             | 1,275             |
| Pinelands Preservation . . . . .  | 57                                   | 65                | 56                |
| Pollution Prevention . . . . .  | ---                                  | 607               | 630               |
| Private Dredging Disposal . . . . .   | 18                                   | 20                | 50                |
| Private Well Testing . . . . .  | 463                                  | 800               | ---               |
| Regulation of Freshwater Wetlands . . . . .   | ---                                  | 315               | 315               |
| Remediation Management and Response . . . . .   | ---                                  | 6,593             | 6,161             |
| Safe Drinking Water Fund . . . . .  | ---                                  | 489               | 1,279             |
| Sedge Island . . . . .  | 29                                   | 25                | 30                |
| Shellfish Enforcement . . . . .   | 113                                  | 120               | 120               |
| Shellfish Enhancement and Management . . . . .  | 110                                  | 110               | 110               |
| Shellfish Management . . . . .  | 46                                   | 50                | 40                |
| Shore Protection Fund Projects . . . . .  | 3,679                                | 3,300             | 3,300             |
| Shore Protection License Plates . . . . .   | 876                                  | 900               | 900               |
| Skylands Manor . . . . .  | 269                                  | 270               | 270               |
| Solid Waste Utility Regulation . . . . .  | ---                                  | 1,300             | 1,300             |
| Spring Meadow Golf Course . . . . .   | 1,000                                | 960               | 960               |
| State Public Water System Supervision Program . . . . .                                   | 847                                  | 1,250             | 1,500             |
| State Revolving Fund - Administrative Costs . . . . .                                     | 844                                  | 1,432             | 1,760             |
| Stream Encroachment . . . . .   | ---                                  | 1,544             | 972               |
| Tidelands Peak Demands . . . . .  | ---                                  | 2,595             | 3,626             |
| UMDNJ Radiation Preparedness . . . . .  | 81                                   | 60                | 96                |
| Urban Forest Energy Efficiency Initiative . . . . .                                       | 2,957                                | 4,000             | 4,000             |
| Water Allocation . . . . .  | ---                                  | 2,880             | 2,880             |
| Water Pollution Control . . . . .   | ---                                  | 4,290             | 4,290             |
| Well Permits, Well Driller, Pump Installer Licenses . . . . .                             | ---                                  | 1,310             | 1,000             |
| Wetlands . . . . .  | ---                                  | 16                | 16                |
| Worker and Community Right to Know Act . . . . .  | ---                                  | 524               | 548               |
| Miscellaneous . . . . .   | 547                                  | 401               | 334               |
|   | 22,881                               | 72,942            | 71,786            |
| Department of Health and Senior Services:   |                                      |                   |                   |
| AIDS Drug Distribution Program Rebates . . . . .  | 22,600                               | 25,000            | 25,000            |
| Administrative Overhead - Non State Program . . . . .                                     | 1,374                                | 1,400             | 1,400             |
| Animal Population Control Program . . . . .   | 252                                  | 270               | 250               |
| Blueprint for Health Aging in New Jersey . . . . .  | 14                                   | ---               | ---               |
| Brain Injury Research Fund . . . . .  | 3,790                                | 3,600             | 3,600             |
| Breast Cancer Screening . . . . .   | 400                                  | ---               | ---               |
| Certificate of Need Program . . . . .   | 763                                  | 537               | 667               |
| Child Care / School Certification Program . . . . .                                       | ---                                  | 1,500             | 1,500             |
| Clinical Laboratory Improvement Services . . . . .  | 311                                  | 350               | 150               |
| Early Intervention Program (EIP) Copays . . . . .   | ---                                  | 6,000             | 7,000             |
| Electronic Death Registration Support Fund . . . . .                                      | 548                                  | 600               | 600               |
| Emergency Medical Services . . . . .  | 48                                   | 79                | 79                |
| Emergency Medical Services for Children . . . . .   | 150                                  | 150               | 154               |
| Emergency Medical Technician Training Fund . . . . .                                      | 106                                  | 1,800             | 1,800             |
| Estrogen, Diet, Genetics, and Endometrial Cancer . . . . .                                | ---                                  | 100               | ---               |
| Evaluation of California Initiatives to Reduce Violence in Health Care Settings . . . . . | 19                                   | ---               | ---               |
| Evaluation of the NJ Smoke-Free Air Act . . . . .   | 160                                  | ---               | ---               |
| First Response Emergency Medical Technician Cardiac Training Program . . . . .            | 61                                   | 125               | 125               |
| Governor's Council for Medical Research and Treatment of Autism . . . . .                 | ---                                  | 4,000             | 4,000             |
| Health Care Cost Reduction Fund . . . . .   | 36,221                               | 40,000            | 40,000            |
| Health Care Planning . . . . .  | 8,376                                | 7,200             | 7,200             |
| Live Long Live Well . . . . .   | ---                                  | 150               | 150               |
| Managed Care Oversight . . . . .  | 100                                  | ---               | ---               |
| New Jersey Emergency Medical Services Helicopter Response Program . . . . .               | ---                                  | 2,858             | 2,858             |
| New Jersey Health Information Technology Commission . . . . .                             | ---                                  | 1,000             | 1,000             |
| New Jersey Turnpike Authority / Garden State Parkway Food Inspections . . . . .           | 195                                  | 247               | 273               |
| Newborn Screening, Follow-up, and Treatment . . . . .                                     | 3,228                                | 3,306             | 3,306             |
| Nursing Home Provider Assessment Fee . . . . .  | 134,227                              | 136,000           | 136,000           |
| Office of the Public Guardian . . . . .   | 790                                  | 825               | 1,106             |
| Osteosarcoma Surveillance Study . . . . .   | 7                                    | ---               | 25                |
| Ovarian Cancer Study . . . . .  | 41                                   | 125               | 40                |
| Passaic and Bergen County Eligible Metropolitan Area . . . . .                            | 68                                   | ---               | ---               |
| Rabies Control Program . . . . .  | 462                                  | 475               | 460               |
| Race and Risk Factors for Early / Aggressive Breast Cancer . . . . .                      | 239                                  | 275               | 100               |
| Statewide Expansion of HealthEASE . . . . .   | 60                                   | ---               | ---               |

**SCHEDULE 2  
OTHER REVENUES**  
(thousands of dollars)

|   | -----Fiscal Year Ending June 30----- |           |           |
|---|--------------------------------------|-----------|-----------|
|   | 2007                                 | 2008      | 2009      |
|   | Actual                               | Estimated | Estimated |
| Wholesale Drug Program .....  | ---                                  | 300       | 2,166     |
| Women, Infants, and Children (WIC) Rebates .....                      | 35,905                               | 40,000    | 40,000    |
| Worker and Community Right to Know .....                              | ---                                  | 764       | 764       |
| Miscellaneous .....   | 5,832                                | 6,345     | 6,101     |
|   | <hr/>                                | <hr/>     | <hr/>     |
|   | 256,347                              | 285,381   | 287,874   |
| Department of Human Services:   |                                      |           |           |
| Administration and Support Services .....                             | ---                                  | 5,036     | 5,015     |
| Alcohol Education Rehabilitation and Enforcement Fund .....           | 1,397                                | 2,344     | 2,344     |
| Alcohol Treatment Fund Program .....                                  | 7,500                                | 7,500     | 7,500     |
| Catastrophic Illness in Children Relief Fund .....                    | 8,485                                | 1,067     | 1,256     |
| Child Support Incentive Funding .....                                 | 11,246                               | 12,502    | 24,516    |
| Children's Trust Fund .....   | ---                                  | 519       | 519       |
| Client Copayments - Developmental Disabilities .....                  | 43,131                               | 38,630    | 45,979    |
| Drug Enforcement Demand Reduction Fund .....                          | ---                                  | 350       | 350       |
| Food Stamp Enhanced Funding .....                                     | 3,632                                | ---       | ---       |
| Improvement Methods for Skilled Nursing Care .....                    | ---                                  | 300       | ---       |
| Licensing Fees .....  | 351                                  | ---       | ---       |
| Management and Administrative Services .....                          | ---                                  | 475       | 725       |
| Mental Health Contract Fees .....                                     | 345                                  | 324       | 324       |
| NJ KidCare .....  | 65,700                               | 70,864    | 61,807    |
| New Jersey Health Care Hospital Payments .....                        | 546,151                              | 654,955   | 546,561   |
| New Jersey Health Initiative - Robert Wood Johnson .....              | 60                                   | ---       | ---       |
| New Jersey Ramps Project .....  | 133                                  | ---       | ---       |
| Olmstead Grant .....  | 20                                   | ---       | ---       |
| Partnership for a Drug Free New Jersey .....                          | ---                                  | 1,000     | 1,000     |
| Personal Needs Allowance .....  | ---                                  | 600       | 600       |
| Racing Commission Funds for Compulsive Gambling Treatment .....       | 200                                  | 200       | 200       |
| SSA Reimbursement to Enhance Vocational Rehabilitation .....          | 526                                  | 300       | 500       |
| Traumatic Brain Injury .....  | 3,383                                | ---       | ---       |
| Universal Service Fund .....  | 1,092                                | ---       | ---       |
| Work First New Jersey Support Services .....                          | 19,359                               | 20,000    | 20,000    |
| Miscellaneous .....   | 26                                   | ---       | ---       |
|   | <hr/>                                | <hr/>     | <hr/>     |
|   | 712,737                              | 816,966   | 719,196   |
| Department of Labor and Workforce Development:                        |                                      |           |           |
| Adult Literacy Administration .....                                   | 2,000                                | ---       | ---       |
| Asbestos Notification Fees .....                                      | ---                                  | 100       | 500       |
| Council on Gender Parity .....  | ---                                  | ---       | 72        |
| Division of Workers Compensation Uninsured Employers .....            | 1,277                                | 2,384     | 2,616     |
| Enforcement of Workplace Standards - Receipts .....                   | ---                                  | 5,757     | 5,757     |
| Health Care Tax Collection .....                                      | 1,372                                | ---       | ---       |
| Private Disability Insurance Plan .....                               | ---                                  | 1,280     | 1,280     |
| Public Works Contractor Registration .....                            | ---                                  | 1,932     | 1,932     |
| Reengineering Study - State Disability Insurance Plan .....           | ---                                  | 1,000     | 1,000     |
| Reimbursement to Unemployment Insurance for Joint Tax Functions ..... | ---                                  | 4,900     | 4,900     |
| Special Compensation Fund .....                                       | 111,198                              | 145,530   | 145,530   |
| State Disability Insurance Plan .....                                 | ---                                  | 4,100     | 4,100     |
| Unemployment Insurance Program - Collection Activities .....          | ---                                  | 2,000     | 4,000     |
| Urban Enterprise Zones - Employer Rebate Awards .....                 | 100                                  | ---       | ---       |
| Women and Minorities Trades Training Program .....                    | 724                                  | ---       | ---       |
| Work First New Jersey Work Activities .....                           | ---                                  | 25,500    | 25,500    |
| Workers' Compensation .....   | ---                                  | 8,017     | 8,017     |
| Workforce Development Partnership - Counselors .....                  | ---                                  | 412       | 412       |
| Workforce Development Partnership Program .....                       | ---                                  | 1,742     | 1,742     |
| Workforce Literacy and Basic Skills Program .....                     | ---                                  | 276       | 276       |
|   | <hr/>                                | <hr/>     | <hr/>     |
|   | 116,671                              | 204,930   | 207,634   |
| Department of Law and Public Safety:                                  |                                      |           |           |
| Anti-Drug Profiteering .....  | 4                                    | ---       | ---       |
| Atlantic County Detention Center .....                                | 2,076                                | 2,210     | 2,399     |
| Backstretch Benevolence .....   | 182                                  | 185       | 185       |
| Body Armor Replacement Fund - Administrative Costs .....              | 75                                   | 75        | 75        |
| Charity Racing Day for the Developmentally Disabled .....             | 94                                   | 95        | 95        |
| Claims - Victims of Crime .....                                       | ---                                  | 4,600     | 4,600     |
| Commercial Vehicle Enforcement Program .....                          | ---                                  | 12,837    | 12,837    |
| Commissions Award Program .....                                       | 2,069                                | 2,100     | 2,100     |
| Consumer Affairs .....  | 335                                  | 300       | 300       |
| Consumer Affairs Charitable Registrations Program .....               | ---                                  | 995       | 995       |
| Consumer Affairs Legalized Games of Chance .....                      | ---                                  | 650       | 650       |
| Consumer Affairs Weights and Measures Program .....                   | ---                                  | 1,420     | 1,420     |

**SCHEDULE 2  
OTHER REVENUES**  
(thousands of dollars)

|  | -----Fiscal Year Ending June 30----- |                |                |
|--|--------------------------------------|----------------|----------------|
|  | 2007                                 | 2008           | 2009           |
|  | Actual                               | Estimated      | Estimated      |
| Controlled Dangerous Substance Registration Program                      | ---                                  | 622            | 622            |
| Criminal Disposition and Revenue Collection Fund                         | ---                                  | 460            | 460            |
| Criminal Justice Cost Recovery   | ---                                  | 106            | 106            |
| Delaware River Joint Toll Bridge Commission                              | 1,218                                | ---            | ---            |
| Department of Transportation - State Police Construction Detail          | ---                                  | 10,020         | 10,020         |
| Division of Consumer Affairs - Appropriated Receipts                     | ---                                  | 7,671          | 6,832          |
| Drunk Driving Enforcement Fund - MVC Reimbursement                       | 84                                   | ---            | ---            |
| Election Law Enforcement   | 11                                   | 130            | 140            |
| FBI Mitochondrial DNA Testing  | 760                                  | 923            | 923            |
| Fines Account - Miscellaneous Settlements                                | 174                                  | 300            | 100            |
| Forfeiture Program   | 4,519                                | 2,255          | 2,255          |
| Hurricane Katrina Receipts   | 938                                  | ---            | ---            |
| Insurance Fraud Operations   | 29,189                               | 29,771         | 30,961         |
| Investigative Unit   | 597                                  | 495            | 495            |
| Juvenile Detention Alternatives - Annie E. Casey Foundation              | 100                                  | ---            | ---            |
| Law Enforcement Officers Training and Equipment Fund                     | 782                                  | 750            | 750            |
| Lobbying Annual Fees   | ---                                  | 351            | 350            |
| Medical Examiner Services  | 8,759                                | 9,508          | 10,246         |
| New Jersey Turnpike Authority  | 29,645                               | 34,384         | 37,000         |
| New Jersey Turnpike Authority (Parkway)                                  | 28,966                               | 33,350         | 36,685         |
| Nicholson Foundation   | 49                                   | ---            | ---            |
| Noncriminal Records Checks   | ---                                  | 14,487         | 14,487         |
| Northeast Hazardous Waste Project-Resource Conservation and Recovery Act | 176                                  | 131            | 63             |
| Pari-Mutuel Racing in Accordance with N.J.S.A. 5:5-37                    | 757                                  | 953            | 953            |
| Pre-Race Blood Testing and Chemical Testing Program                      | 2,481                                | 3,472          | 3,500          |
| Private Employment Agencies  | ---                                  | 510            | 495            |
| Project Safe Neighborhood-Mercer County                                  | 57                                   | ---            | ---            |
| Protection of Civil Rights   | ---                                  | 70             | 70             |
| Racing Officials   | 988                                  | 1,055          | 1,055          |
| Regulation of Alcoholic Beverages  | ---                                  | 5,555          | 5,555          |
| Regulation of Racing Activities  | 3,022                                | 3,074          | 3,137          |
| Rural Patrol Services  | ---                                  | ---            | 20,500         |
| Safe and Secure Neighborhoods Program                                    | 7,012                                | 7,100          | 7,100          |
| Securities Enforcement Fund  | ---                                  | 3,006          | 3,006          |
| Security Officer Registration Account                                    | 1,851                                | 2,000          | 2,000          |
| Sexual Assault Nurse Examiner Program                                    | 60                                   | 76             | 76             |
| South Jersey Transportation Authority                                    | 6,558                                | 7,685          | 8,152          |
| State Athletic Control   | 538                                  | 500            | 500            |
| State Facilities Education Act (SFEA)                                    | 30,754                               | 36,930         | 35,306         |
| State Forensic Laboratory Fund Program                                   | 1,021                                | 500            | 1,000          |
| State Police Central Lab Operations                                      | ---                                  | 1,053          | 1,053          |
| State Police DNA Laboratory Enhancement                                  | 7,599                                | 8,200          | 8,200          |
| State Police Equine Lab Unit   | ---                                  | 1,205          | 1,205          |
| State Veterinarians New Jersey Racing Commission                         | 916                                  | 956            | 975            |
| Victim and Witness Advocacy Fund   | ---                                  | 1,100          | 1,100          |
| Voter Verified Paper Record Testing                                      | 113                                  | ---            | ---            |
| Miscellaneous  | 2,534                                | 942            | 2,989          |
|  | <u>177,063</u>                       | <u>257,123</u> | <u>286,078</u> |
| Department of Military and Veterans' Affairs:                            |                                      |                |                |
| Burial Services  | ---                                  | 550            | 550            |
| Distance Learning Center   | ---                                  | 15             | 15             |
| Energy Program Receipts  | 100                                  | 75             | 75             |
| New Jersey National Guard Support Services                               | ---                                  | 1,624          | 1,600          |
| PATH Security  | 79                                   | 950            | 950            |
| POW/MIA Medal Receipts   | 4                                    | 2              | 2              |
| Transitional Housing   | ---                                  | 590            | 590            |
| World War II Memorial Dedications  | 96                                   | 85             | 85             |
| Miscellaneous  | 66                                   | 60             | 60             |
|  | <u>345</u>                           | <u>3,951</u>   | <u>3,927</u>   |
| Department of Personnel:   |                                      |                |                |
| Human Resource Development Institute                                     | ---                                  | 1,900          | 1,900          |
| State and Local Government Operations                                    | ---                                  | 1,300          | 1,300          |
|  | <u>---</u>                           | <u>3,200</u>   | <u>3,200</u>   |
| Department of the Public Advocate:                                       |                                      |                |                |
| New Home Owner's Warranty  | 271                                  | 251            | 251            |
| Rate Counsel - Insurance   | 32                                   | 1,124          | 149            |
| Residential Warranty Corporation   | 99                                   | 158            | 158            |
|  | <u>402</u>                           | <u>1,533</u>   | <u>558</u>     |

**SCHEDULE 2  
OTHER REVENUES**  
(thousands of dollars)

|   | -----Fiscal Year Ending June 30----- |                   |                   |
|---|--------------------------------------|-------------------|-------------------|
|   | 2007<br>Actual                       | 2008<br>Estimated | 2009<br>Estimated |
| Department of State:  |                                      |                   |                   |
| Extraordinary Programming   | 319                                  | 400               | 400               |
| GEAR UP Algebra Institute   | 19                                   | ---               | ---               |
| Governor's School   | 1,251                                | ---               | ---               |
| Law Enforcement Officers Memorial Fund                                  | 309                                  | 325               | 325               |
| Leasing of Space on NJN Transmitter Towers                              | 1,076                                | 1,100             | 1,208             |
| NJBEST Administration & Scholarships                                    | 178                                  | 488               | 1,191             |
| NJN - Cablevision Rental  | 185                                  | ---               | ---               |
| NJN - TV Food Network/Time Warner Capital Project                       | 1,648                                | 1,300             | ---               |
| New Jersey College Loans to Assist State Students (NJCLASS)             | 4,284                                | 6,088             | 7,203             |
| New Jersey Workforce Development Coalition Initiative                   | 778                                  | 870               | 707               |
| New Jersey World Trade Center Scholarship Program                       | ---                                  | 10                | 10                |
| Primary Care Physician/Dentist Loan Redemption Program                  | 2,011                                | 2,000             | 2,000             |
| Public Broadcasting Services  | 8,179                                | 8,337             | 8,318             |
| Records Management  | 1,100                                | ---               | ---               |
| Rental of NJN Studio and Production Facilities                          | 1,479                                | 1,950             | 1,400             |
| Sale or Rental of NJN Productions                                       | 31                                   | 100               | 48                |
| War Memorial  | 389                                  | 527               | 527               |
| Miscellaneous   | 288                                  | 330               | ---               |
|   | <u>23,524</u>                        | <u>23,825</u>     | <u>23,337</u>     |
| Department of Transportation:   |                                      |                   |                   |
| Applications and Highway Permits  | ---                                  | 1,290             | 1,290             |
| Commercial Vehicle Enforcement Program                                  | 12,344                               | ---               | ---               |
| Cost of "Cause" Plates  | 183                                  | ---               | ---               |
| County and Other Shared Projects  | 18,779                               | ---               | ---               |
| Greenwood Lake Airport  | 51                                   | ---               | ---               |
| Highway Safety Fund   | 1,708                                | ---               | ---               |
| In-Terminal School Bus Inspection Program                               | 1,377                                | 1,350             | 1,350             |
| Logo Sign Program   | ---                                  | 120               | 120               |
| Motor Vehicle Services  | 294,158                              | 280,159           | 276,841           |
| Motorbus Regulation   | 678                                  | 682               | 682               |
| Motorcycle Safety Education Fund  | 521                                  | 385               | 310               |
| NJ Board of Pilot Commissioners   | 671                                  | 590               | 590               |
| NJ Medical Service Helicopter Response Act                              | 8,331                                | ---               | ---               |
| Office of Maritime Resources  | 2,066                                | 2,500             | 2,500             |
| Outdoor Advertising Program   | ---                                  | 790               | 790               |
| Placarded Railcar Program   | ---                                  | 110               | 110               |
| Rental Receipts, Tenant Relocation Program                              | ---                                  | 380               | 380               |
| Security Responsibility   | 15,581                               | 15,500            | 15,500            |
|   | <u>356,448</u>                       | <u>303,856</u>    | <u>300,463</u>    |
| Department of the Treasury:   |                                      |                   |                   |
| Annual Licensing Fee - Office of Administrative Law Publications        | 832                                  | 680               | 680               |
| Capital City Redevelopment Corporation                                  | 68                                   | 191               | 301               |
| Cigarette Tax Securitization  | 194,495                              | 194,000           | 194,000           |
| Clean Energy Program  | 645                                  | 1,300             | 1,300             |
| Division of Developmental Disabilities Community Placement and Services | 37,883                               | 38,000            | 38,000            |
| Domestic Security   | 19,895                               | 23,500            | 23,500            |
| Drug Abuse Education Fund   | 640                                  | 600               | 600               |
| Economic Recovery Fund  | 19,608                               | 19,608            | 21,604            |
| Energy Tax Receipts   | 788,492                              | 788,492           | 788,492           |
| Governor's Council on Alcoholism and Drug Abuse                         | 16,212                               | 15,800            | 15,800            |
| Judicial Hearings Receipts  | 3,521                                | 3,200             | 3,809             |
| Management Audit - N.J. Natural Gas                                     | 592                                  | ---               | ---               |
| Management Audit - United Water   | 231                                  | ---               | ---               |
| Management of DEP Properties  | ---                                  | 500               | 500               |
| Management of State Investments   | ---                                  | 9,043             | 9,043             |
| New Jersey Public Records Preservation                                  | 166                                  | 10,200            | 21,600            |
| Nextel Rebanding  | 208                                  | ---               | ---               |
| Office of Information Technology Indirect Cost Recoveries               | ---                                  | 4,500             | 4,500             |
| Office of Management and Budget   | 24,840                               | 9,042             | 9,119             |
| Ombudsman   | 152                                  | 451               | 451               |
| Other Capital Building Services   | 2,341                                | 2,420             | 2,420             |
| Other Distributed Taxes   | 8,327                                | 6,882             | 6,882             |
| PSEG/Exelon Merger  | 863                                  | ---               | ---               |
| Pensions and Benefits   | 41,261                               | 40,739            | 40,739            |
| Port Authority Advertising Grant  | ---                                  | 2,929             | 2,929             |
| Prequalification Fees   | ---                                  | 125               | 125               |
| Property Management and Construction - Property Management Services     | 318                                  | 325               | 325               |
| Public Finance Activities   | ---                                  | 700               | 700               |

**SCHEDULE 2  
OTHER REVENUES**  
(thousands of dollars)

|  | -----Fiscal Year Ending June 30----- |                   |                   |
|--|--------------------------------------|-------------------|-------------------|
|  | 2007<br>Actual                       | 2008<br>Estimated | 2009<br>Estimated |
| Real Property Leasing Out Program .....                                | ---                                  | 380               | 380               |
| Royalties - Office of Administrative Law Publications .....            | 365                                  | 365               | 365               |
| Small Business Registration .....                                      | ---                                  | 380               | ---               |
| State Pension System Audit .....                                       | ---                                  | 225               | 225               |
| State Technology Advancement Collaborative .....                       | 25                                   | ---               | ---               |
| Taxation Compliance and Enforcement Activities .....                   | ---                                  | 4,800             | 4,800             |
| Third Party Subrogation - Property Damage .....                        | ---                                  | 600               | 600               |
| Unclaimed Property Trust Fund .....                                    | 6,269                                | 6,920             | 6,920             |
| Universal Service Fund Program Evaluation .....                        | 15                                   | ---               | ---               |
| Urban Enterprise Zone (UEZ) Authority Administrative Expenses .....    | 3,494                                | 4,486             | 4,486             |
| Vendor Surcharge Collection - Motor Vehicle Commission .....           | 12,700                               | 12,700            | 12,700            |
| Miscellaneous .....  | 721                                  | 820               | 820               |
|  | 1,185,179                            | 1,204,903         | 1,218,715         |
| Interdepartmental Accounts--   |                                      |                   |                   |
| Petroleum Overcharge Reimbursement Fund .....                          | ---                                  | 3,500             | 3,500             |
| Judicial Branch--  |                                      |                   |                   |
| Automated Traffic System for Municipal Courts .....                    | 22,071                               | 23,000            | 23,000            |
| Civil Courts .....   | 559                                  | 760               | 765               |
| Comprehensive Enforcement Program .....                                | 2,970                                | 2,700             | 2,900             |
| Court Adult Probation System .....                                     | 540                                  | 500               | 500               |
| Court Technology Improvement Fund .....                                | 13,325                               | 12,300            | 12,300            |
| Electronic Access To Court Records .....                               | 2,000                                | 1,000             | 1,000             |
| Family Courts .....  | 422                                  | 400               | 400               |
| Information Services .....   | 450                                  | 516               | 516               |
| Special Civil Part Certified Mailers .....                             | 2,459                                | 2,000             | 2,250             |
| Supreme Court .....  | 13,241                               | 16,032            | 16,748            |
| Miscellaneous .....  | 766                                  | 15                | 15                |
|  | 58,803                               | 59,223            | 60,394            |
| <i>Total Dedicated</i> .....   | 3,135,909                            | 3,467,594         | 3,414,138         |
| <b>Federal:</b>  |                                      |                   |                   |
| Executive Branch--   |                                      |                   |                   |
| Department of Agriculture:   |                                      |                   |                   |
| Asian Longhorned Beetle Monitoring .....                               | 2,877                                | 3,000             | 3,000             |
| Child Care .....   | 52,814                               | 70,750            | 75,825            |
| Child Nutrition - School Breakfast .....                               | 35,757                               | 48,000            | 52,000            |
| Child Nutrition - School Lunch .....                                   | 153,781                              | 180,000           | 195,000           |
| Child Nutrition - Special Milk .....                                   | 816                                  | 1,800             | 1,500             |
| Child Nutrition - Summer Programs .....                                | 6,272                                | 10,728            | 10,725            |
| Child Nutrition Administration .....                                   | 3,440                                | 4,340             | 4,670             |
| Cooperative Gypsy Moth Suppression .....                               | 1,520                                | 1,450             | 1,450             |
| Farm Risk Management Education Program .....                           | 164                                  | 272               | 272               |
| Farmland Preservation .....  | 2,013                                | 4,525             | 4,525             |
| Fish Inspection Service .....  | 160                                  | 158               | 160               |
| Food Stamp - Temporary Emergency Food Assistance Program (TEFAP) ..... | 1,460                                | 1,550             | 2,250             |
| Indemnities - Avian Influenza .....                                    | 400                                  | 400               | 400               |
| National Animal Identification Infrastructure .....                    | 99                                   | 80                | 80                |
| Team Nutrition Training .....  | 35                                   | 200               | 200               |
| Various Federal Programs and Accruals .....                            | -2,382                               | 1,215             | 1,488             |
|  | 259,226                              | 328,468           | 353,545           |
| Department of Children and Families:                                   |                                      |                   |                   |
| Federal Accrual .....  | -760                                 | ---               | ---               |
| Restricted Federal Grants .....  | 9,280                                | 10,327            | 10,014            |
| Title IV-B Child Welfare Services .....                                | 5,679                                | 5,500             | 5,634             |
| Title IV-E Foster Care .....   | 113,868                              | 99,223            | 94,311            |
|  | 128,067                              | 115,050           | 109,959           |
| Department of Community Affairs:                                       |                                      |                   |                   |
| Community Services Block Grant .....                                   | 18,232                               | 17,165            | 16,902            |
| Emergency Shelter Grants Program .....                                 | 2,100                                | 1,570             | 1,650             |
| Fair Housing Initiatives Grant .....                                   | 14                                   | 100               | 100               |
| Lead-Based Paint Abatement in Low and Moderate Income Housing .....    | 840                                  | ---               | ---               |
| Low Income Home Energy Assistance Program .....                        | 64,944                               | 84,324            | 78,605            |
| Moderate Rehabilitation Housing Assistance .....                       | 11,185                               | 11,679            | 11,679            |
| National Affordable Housing - HOME Investment Partnerships .....       | 11,155                               | 7,611             | 7,611             |
| National Fire Academy Training Program .....                           | 2                                    | 28                | 28                |

**SCHEDULE 2  
OTHER REVENUES**  
(thousands of dollars)

|  | -----Fiscal Year Ending June 30----- |           |           |
|--|--------------------------------------|-----------|-----------|
|  | 2007                                 | 2008      | 2009      |
|  | Actual                               | Estimated | Estimated |
| Section 8 Housing Voucher Program . . . . .  | 175,803                              | 174,250   | 177,180   |
| Shelter Plus Care Program . . . . .  | 1,435                                | 6,961     | 6,961     |
| Small Cities Block Grant Program . . . . .   | 9,792                                | 8,360     | 8,360     |
| Transitional Housing - Homeless . . . . .  | 111                                  | 136       | 136       |
| Weatherization Assistance Program . . . . .  | 6,101                                | 5,169     | 5,169     |
| Various Federal Programs and Accruals . . . . .  | -6,752                               | ---       | ---       |
|  | 294,962                              | 317,353   | 314,381   |
| Department of Corrections:   |                                      |           |           |
| Counterterrorism Prison Intelligence . . . . .   | ---                                  | 800       | 400       |
| National Institute of Justice Grant for Corrections Research-Escape Study . . . . .      | ---                                  | 57        | 57        |
| National Institute of Justice Grant for Corrections Research-Megan's Law Study . . . . . | 9                                    | ---       | ---       |
| Prison Rape Elimination Grant . . . . .  | 122                                  | ---       | ---       |
| Prisoner Reentry Initiative Grant-Atlantic County . . . . .                              | 17                                   | ---       | ---       |
| Prisoner Reentry Initiative Grant-Camden County . . . . .                                | ---                                  | 431       | ---       |
| Project In-Side . . . . .  | 885                                  | 608       | 608       |
| Promoting Responsible Fatherhood . . . . .   | ---                                  | 339       | 407       |
| Serious and Violent Offender Reentry Initiative . . . . .                                | 375                                  | ---       | ---       |
| State Criminal Alien Assistance Program . . . . .  | 4,986                                | 5,882     | 5,500     |
| Various Federal Programs and Accruals . . . . .  | -913                                 | 60        | 60        |
|  | 5,481                                | 8,177     | 7,032     |
| Department of Education:   |                                      |           |           |
| 21st Century Schools . . . . .   | 22,818                               | 19,096    | 20,175    |
| AIDS Prevention Education . . . . .  | 254                                  | 262       | 262       |
| Adult Basic Education - Administration/Discretionary . . . . .                           | ---                                  | 1,029     | 1,085     |
| Bilingual and Compensatory Education - Homeless Children and Youth . . . . .             | 1,298                                | 1,185     | 1,320     |
| Byrd Scholarship Program . . . . .   | 1,127                                | 1,200     | 1,200     |
| Character Education Partnership . . . . .  | 643                                  | 702       | 702       |
| Drug-Free Schools and Communities - Administration . . . . .                             | 2,294                                | 1,645     | 1,645     |
| Drug-Free Schools and Communities - Discretionary . . . . .                              | 6,741                                | 6,575     | 6,945     |
| Enhancing Education Thru Technology . . . . .  | 4,354                                | 5,001     | 5,293     |
| Even Start Family Literacy Grant - Discretionary . . . . .                               | 4,301                                | 1,378     | 1,250     |
| Hurricane Relief . . . . .   | 1,054                                | ---       | ---       |
| Improving America's Schools Act - Consolidated Administration . . . . .                  | 5,613                                | 4,600     | 4,800     |
| Individuals with Disabilities Education Act Basic State Grant . . . . .                  | 340,214                              | 338,930   | 343,528   |
| Individuals with Disabilities Education Act Preschool Grants . . . . .                   | 11,962                               | 11,515    | 11,198    |
| Language Acquisition State Grants . . . . .  | 18,696                               | 17,751    | 19,090    |
| Mathematics and Science Partnerships Grants . . . . .                                    | 3,322                                | 2,862     | 3,020     |
| Migrant Education - Administration/Discretionary . . . . .                               | 2,251                                | 1,997     | 1,997     |
| Public Charter Schools . . . . .   | 2,854                                | 4,256     | 4,256     |
| Refugee Children School Impact Program . . . . .   | 65                                   | ---       | ---       |
| School Improvement Grants . . . . .  | ---                                  | 2,381     | 9,585     |
| State Assessments . . . . .  | 10,526                               | 10,032    | 10,032    |
| State Data Grants . . . . .  | 401                                  | ---       | ---       |
| State Grants for Improving Teacher Quality . . . . .                                     | 67,955                               | 64,090    | 65,400    |
| State Improvement Grant - Administration . . . . .                                       | 1,657                                | ---       | ---       |
| Step Up - Teacher Recruitment . . . . .  | 1,010                                | 1,086     | 1,086     |
| Title I - Comprehensive School Reform . . . . .  | 4,156                                | ---       | ---       |
| Title I - Grants to Local Educational Agencies . . . . .                                 | 281,234                              | 255,000   | 300,446   |
| Title I - Part D, Neglected and Delinquent . . . . .                                     | 2,878                                | 2,831     | 2,729     |
| Title I - Reading First State Grant . . . . .  | 19,888                               | 16,579    | 6,750     |
| Title V - Innovative Program Strategies . . . . .  | 3,907                                | 2,803     | ---       |
| Vocational Education - Basic Grants - Administration . . . . .                           | 23,617                               | 25,041    | 25,056    |
| Vocational Education Technical Preparation . . . . .                                     | 1,765                                | 2,263     | 2,263     |
| Various Federal Programs and Accruals . . . . .  | -2,113                               | 1,354     | 1,280     |
|  | 846,742                              | 803,444   | 852,393   |
| Department of Environmental Protection:  |                                      |           |           |
| Air Pollution Maintenance Program . . . . .  | 5,613                                | 6,500     | 6,500     |
| Artificial Reef Program - PSE&G/NJPDES Permit Fees . . . . .                             | 670                                  | 825       | 925       |
| Asian Longhorned Beetle Project . . . . .  | 1,895                                | 2,300     | 2,300     |
| Assessing New Jersey's Bays . . . . .  | 27                                   | 100       | ---       |
| Assistance to Firefighters - Wildfire and Arson Prevention . . . . .                     | 78                                   | 200       | 200       |
| Atlantic Coastal Cooperative Program . . . . .   | 39                                   | 250       | ---       |
| Atlantic Coastal Fisheries . . . . .   | 295                                  | 300       | 300       |
| Avian Influenza . . . . .  | ---                                  | 100       | 110       |
| Beach Monitoring and Notification . . . . .  | 293                                  | 500       | 500       |
| Benthic Indicators for Nearshore Coastal Waters . . . . .                                | 5                                    | 400       | 400       |
| BioWatch Monitoring . . . . .  | 390                                  | 750       | 750       |
| Boat Access (Fish and Wildlife) . . . . .  | ---                                  | 1,000     | 1,000     |
| Brownfields . . . . .  | 719                                  | 2,000     | 2,000     |

**SCHEDULE 2  
OTHER REVENUES**  
(thousands of dollars)

|  | -----Fiscal Year Ending June 30----- |                   |                   |
|--|--------------------------------------|-------------------|-------------------|
|  | 2007<br>Actual                       | 2008<br>Estimated | 2009<br>Estimated |
| Cheesequake Marshland Acquisition  | ---                                  | ---               | 1,000             |
| Chronic Wasting Disease  | 44                                   | 150               | 150               |
| Clean Lakes Program  | ---                                  | 500               | ---               |
| Clean Vessels  | 123                                  | 1,000             | 1,000             |
| Coastal Estuarine Land Program   | ---                                  | 6,000             | 6,000             |
| Coastal Zone Management Implementation                                   | 2,876                                | 3,400             | 3,400             |
| Community Assistance Program   | 230                                  | 235               | 250               |
| Consolidated Forest Management   | 706                                  | 1,080             | 1,080             |
| Construction Grants Program  | ---                                  | 65,000            | 28,000            |
| Defensible Space   | 35                                   | 400               | 400               |
| Electronic Vessel Trip Reporting   | ---                                  | 170               | 170               |
| Endangered Species   | 25                                   | 75                | 85                |
| Endangered and Nongame Species Program State Wildlife Grants             | 11                                   | 1,065             | 1,065             |
| Firewise in the Pines  | 159                                  | 200               | 200               |
| Fish and Wildlife Health   | 38                                   | 200               | 150               |
| Forest Legacy  | 1,440                                | 10,040            | 6,040             |
| Forest Resource Management - Cooperative Forest Fire Control             | 1,074                                | 1,700             | 1,700             |
| Grassland Habitat Project  | 72                                   | 200               | 200               |
| Gypsy Moth Suppression   | 62                                   | 150               | 350               |
| Hazardous Waste - Resource Conservation Recovery Act                     | 689                                  | 4,895             | 4,895             |
| Historic Preservation Survey and Planning                                | 608                                  | 950               | 950               |
| Hunters' and Anglers' License Fund                                       | 3,275                                | 6,475             | 6,680             |
| Land and Water Conservation Fund   | ---                                  | 10,000            | 10,000            |
| Lower Cohansey Watershed   | ---                                  | 1,000             | ---               |
| Marine Fisheries Investigation and Management                            | 1,018                                | 1,365             | 1,365             |
| Multimedia   | 101                                  | 750               | 750               |
| NJ Landowner Incentive   | 396                                  | 1,180             | 1,480             |
| National Coastal Wetlands Conservation                                   | ---                                  | 2,000             | 2,000             |
| National Dam Safety Program (FEMA)                                       | 71                                   | 90                | 90                |
| National Geologic Mapping Program  | 110                                  | 200               | 200               |
| National Recreational Trails   | 1,374                                | 1,700             | 1,900             |
| Non-Point Source Implementation (319H)                                   | 3,600                                | 4,000             | 4,000             |
| Offshore Beach Replenishment   | ---                                  | 150               | 150               |
| Particulate Monitoring Grant   | 1,199                                | 1,000             | 1,000             |
| Pesticide Technology   | 67                                   | 550               | 550               |
| Pinelands Grant - Acquisition  | ---                                  | 6,000             | 6,000             |
| Preliminary Assessments/Site Inspections                                 | 1,097                                | 1,500             | 1,500             |
| Radon Program  | 76                                   | 500               | 500               |
| Rare Wildlife Strategy Implementation                                    | 24                                   | 1,500             | 1,500             |
| Safe Drinking Water Act  | 1,005                                | 22,200            | 22,200            |
| Shortnose Sturgeon Research  | 22                                   | 400               | 200               |
| Southern Pine Beetle   | 10                                   | 100               | 100               |
| State Recreational Trails  | ---                                  | 8,825             | 8,725             |
| State Wetlands Conservation Plan   | 209                                  | 250               | 250               |
| State Wildlife Grant Projects  | ---                                  | 1,000             | 1,000             |
| State and EPA Data Management Grant                                      | 440                                  | 2,300             | 2,300             |
| Superfund Grants   | 521                                  | 30,450            | 30,450            |
| Underground Storage Tanks  | 1,281                                | 3,255             | 2,055             |
| Urban Community Air Toxics Program                                       | 314                                  | 800               | 800               |
| Water Monitoring and Planning  | 495                                  | 550               | 550               |
| Water Pollution Control Program  | 1,710                                | 4,025             | 4,025             |
| Water Pollution S106 Enhancements  | ---                                  | 182               | 250               |
| Wildland and Urban Interface II  | ---                                  | 100               | 100               |
| Wildlife Habitat Incentives (WHIP)                                       | ---                                  | 150               | 150               |
| Wildlife Management Area Planning  | 274                                  | 300               | 300               |
| Various Federal Programs and Accruals                                    | 4,773                                | 940               | 911               |
|  | <hr/> 41,678                         | <hr/> 228,422     | <hr/> 186,101     |
| Department of Health and Senior Services:                                |                                      |                   |                   |
| Abstinence Education - Family Health Services (FHS)                      | 895                                  | 1,122             | ---               |
| Aging & Disability Resource Center Grant                                 | 164                                  | ---               | ---               |
| Asthma Surveillance and Coalition Building                               | 347                                  | 457               | 457               |
| Bioterrorism Hospital Emergency Preparedness                             | 13,195                               | 13,600            | 11,576            |
| Birth Defects Surveillance Program                                       | 160                                  | 268               | 250               |
| Breastfeeding Peer Counseling  | 340                                  | 300               | 300               |
| Childhood Lead Poisoning   | 925                                  | 1,400             | 1,400             |
| Chronic Disease Prevention and Health Promotion - Family Health Services | ---                                  | 750               | ---               |
| Chronic Disease Prevention and Health Promotion Programs - Public Health | 1,779                                | 1,900             | 1,900             |
| Clinical Laboratory Improvement Amendments Program                       | 511                                  | 473               | 448               |
| Comprehensive AIDS Resources Grant                                       | 46,245                               | 55,000            | 50,000            |
| Core Injury Prevention and Control Program                               | ---                                  | 300               | 300               |

**SCHEDULE 2  
OTHER REVENUES**  
(thousands of dollars)

|  | -----Fiscal Year Ending June 30----- |                   |                   |
|--|--------------------------------------|-------------------|-------------------|
|  | 2007<br>Actual                       | 2008<br>Estimated | 2009<br>Estimated |
| Demonstration Program to Conduct Health Assessments . . . . .                            | 502                                  | 627               | 627               |
| Early Hearing Detection and Intervention (EHDI) Tracking, Research . . . . .             | 199                                  | 334               | 334               |
| Early Intervention for Infants and Toddlers with Disabilities (Part H) . . . . .         | 10,863                               | 13,000            | 13,000            |
| Eliminating Disparities in Perinatal Health . . . . .                                    | 241                                  | 500               | 500               |
| Emergency Medical Services for Children (EMSC) Partnership Grants . . . . .              | 35                                   | 115               | 115               |
| Emergency Preparedness For Bioterrorism . . . . .  | 22,980                               | 28,690            | 30,886            |
| Enhanced HIV/AIDS Surveillance-Perinatal . . . . .                                       | 95                                   | 156               | 185               |
| Environmental Tools for Dementia Care . . . . .  | 51                                   | 150               | 150               |
| Exposure - Tremolite Asbestos - Vermiculite . . . . .                                    | 28                                   | ---               | ---               |
| Family Planning Program - Title X . . . . .  | 3,959                                | 4,200             | 4,200             |
| Federal Lead Abatement Program . . . . .   | 402                                  | 467               | 454               |
| Food Emergency Response Network - E. Coli in Ground Beef . . . . .                       | 61                                   | ---               | 150               |
| Food Inspection . . . . .  | 285                                  | 432               | 438               |
| Fundamental & Expanded Occupational Health . . . . .                                     | 281                                  | 350               | 379               |
| HIV/AIDS Events without Care in New Jersey . . . . .                                     | 136                                  | 380               | 303               |
| HIV/AIDS Prevention and Education Grant . . . . .  | 12,331                               | 18,000            | 15,000            |
| HIV/AIDS Surveillance Grant . . . . .  | 2,956                                | 3,614             | 3,461             |
| Housing Opportunities For Persons With AIDS . . . . .                                    | 940                                  | 2,828             | 2,150             |
| Housing Opportunities for Incarcerated Persons with AIDS . . . . .                       | 208                                  | 1,763             | 1,763             |
| Immunization Project . . . . .   | 5,490                                | 7,703             | 7,786             |
| Lead Training and Certification Enforcement Program . . . . .                            | 78                                   | 83                | 82                |
| Maternal and Child Health (MCH) Early Childhood Comprehensive System . . . . .           | 128                                  | 140               | 140               |
| Maternal and Child Health Block Grant . . . . .  | 7,987                                | 13,000            | 13,000            |
| Medicare/Medicaid Inspections of Nursing Facilities . . . . .                            | 8,476                                | 16,472            | 16,672            |
| Minority AIDS Demo . . . . .   | ---                                  | 150               | 67                |
| Morbidity and Mortality Review Program . . . . .   | ---                                  | 150               | 150               |
| Morbidity and Risk Behavior Surveillance . . . . .                                       | 448                                  | 520               | 512               |
| National Cancer Prevention and Control - Public Health . . . . .                         | 4,322                                | 7,588             | 7,271             |
| National Family Caregiver Program . . . . .  | 4,813                                | 5,200             | 5,200             |
| New Jersey Ease for Caregivers - Building Support Systems . . . . .                      | 34                                   | ---               | ---               |
| New Jersey's Reducing Health Disparities Initiative . . . . .                            | 150                                  | 160               | 160               |
| Nurse Aide Certification Program . . . . .   | ---                                  | 1,000             | 1,000             |
| Nursing Facilities Transition Grant . . . . .  | 157                                  | 600               | 600               |
| Older Americans Act - Title III . . . . .  | 29,609                               | 34,500            | 34,352            |
| Pediatric AIDS Health Care Demonstration Project . . . . .                               | 2,535                                | 2,850             | 2,850             |
| Pregnancy Risk Assessment Monitoring System . . . . .                                    | 338                                  | 750               | 750               |
| Preventative Health and Health Services Block Grant . . . . .                            | 2,522                                | 4,114             | 3,130             |
| Public Employees Occupational Safety and Health - State Plan . . . . .                   | ---                                  | 900               | 900               |
| Rape Prevention and Education Program . . . . .  | 1,740                                | 2,300             | 1,616             |
| Research on Ecology of Lyme Disease in US . . . . .                                      | 281                                  | 325               | 295               |
| Senior Farmers Market Nutrition Program . . . . .  | 506                                  | 1,000             | 1,000             |
| State Pharmacy Assistance Program Payments - Federally Funded Grant . . . . .            | 5,351                                | ---               | ---               |
| Supplemental Food Program - Women, Infants, and Children (WIC) . . . . .                 | 92,737                               | 120,000           | 120,000           |
| Surveillance, Epidemiology and End Results (SEER) . . . . .                              | 606                                  | 1,200             | 1,319             |
| Tools For School Implementation Project . . . . .  | 70                                   | ---               | ---               |
| Traumatic Brain Injury Surveillance . . . . .  | ---                                  | 105               | 105               |
| Tuberculosis Control Program . . . . .   | 4,403                                | 6,095             | 6,095             |
| United States Department of Agriculture (USDA) Older Americans Act - Title III . . . . . | 3,583                                | 3,900             | 3,900             |
| Universal Newborn Hearing Screening . . . . .  | 233                                  | 250               | 250               |
| Venereal Disease Project . . . . .   | 3,030                                | 3,882             | 3,882             |
| Vital Statistics Component . . . . .   | 795                                  | 1,100             | 1,100             |
| West Nile Virus - Laboratory . . . . .   | ---                                  | 100               | 100               |
| West Nile Virus - Public Health . . . . .  | 1,121                                | 2,135             | 1,942             |
| Women, Infants, and Children (WIC) Farmer's Market Nutrition Program . . . . .           | 956                                  | 2,600             | 2,600             |
| Various Federal Programs and Accruals . . . . .  | 1,143                                | 8,444             | 7,722             |
|  | <u>304,756</u>                       | <u>400,492</u>    | <u>387,274</u>    |
| Department of Human Services:  |                                      |                   |                   |
| Access to Recovery . . . . .   | 7,035                                | 9,270             | 9,270             |
| Block Grant Mental Health Services . . . . .   | 9,442                                | 12,005            | 11,794            |
| Child Care Block Grant . . . . .   | 120,156                              | 115,220           | 115,280           |
| Child Support Enforcement Program . . . . .  | 178,111                              | 182,278           | 179,837           |
| Community Based Residential Program Grant . . . . .                                      | 494                                  | ---               | ---               |
| Developmental Disabilities Council . . . . .   | 1,666                                | 1,601             | 1,610             |
| Federal Independent Living . . . . .   | 1,252                                | 1,153             | 1,069             |
| Food Stamp Program . . . . .   | 84,389                               | 103,697           | 103,807           |
| Foster Grandparents Program . . . . .  | 739                                  | 1,141             | 1,128             |
| Low Income Energy Assistance Block Grant . . . . .                                       | 47,292                               | ---               | ---               |
| Projects for Assistance in Transition from Homelessness (PATH) . . . . .                 | 2,114                                | 1,925             | 1,922             |
| Refugee Resettlement Program . . . . .   | 2,591                                | 5,622             | 5,626             |
| Social Service Block Grant . . . . .   | 49,830                               | 51,587            | 51,207            |

**SCHEDULE 2  
OTHER REVENUES**  
(thousands of dollars)

|  | -----Fiscal Year Ending June 30----- |                  |                  |
|--|--------------------------------------|------------------|------------------|
|  | <b>2007</b>                          | <b>2008</b>      | <b>2009</b>      |
|  | <b>Actual</b>                        | <b>Estimated</b> | <b>Estimated</b> |
| State Data Infrastructure Project .....  | 61                                   | ---              | ---              |
| Strategic Prevention Framework .....   | 3                                    | 3,663            | 3,663            |
| Substance Abuse Block Grant .....  | 53,450                               | 51,882           | 51,882           |
| Temporary Assistance to Needy Families Block Grant .....                       | 420,863                              | 436,673          | 442,017          |
| Title XIX Child Residential .....  | 83,185                               | 75,822           | 75,565           |
| Title XIX Community Care Waiver .....  | 281,493                              | 280,710          | 303,766          |
| Title XIX ICF/MR .....   | 315,900                              | 334,505          | 344,238          |
| Title XIX Medical Assistance .....   | 3,526,586                            | 3,725,447        | 3,676,941        |
| Title XX Urban Empowerment Zone .....  | 1,593                                | ---              | ---              |
| Title XXI Children's Health Insurance Program .....                            | 263,717                              | 276,928          | 323,484          |
| Vocational Rehabilitation Act, Section 120 .....                               | 11,843                               | 11,100           | 11,718           |
| Various Federal Programs and Accruals .....                                    | -74,908                              | 4,575            | 6,573            |
|  | <u>5,388,897</u>                     | <u>5,686,804</u> | <u>5,721,637</u> |
| Department of Labor and Workforce Development:                                 |                                      |                  |                  |
| Adult and Continuing Education - Workforce Investment Act .....                | 17,451                               | 20,071           | 20,071           |
| Comprehensive Services for Independent Living .....                            | 322                                  | 600              | 600              |
| Current Employment Statistics .....  | 2,565                                | 2,978            | 2,978            |
| Disability Determination Services .....  | 52,775                               | 52,000           | 54,100           |
| Disabled Veterans' Outreach Program .....                                      | 2,459                                | 2,900            | 2,900            |
| Employment Services .....  | 15,968                               | 26,100           | 26,100           |
| Employment Services - One-Stop Shopping .....                                  | 231                                  | 350              | 350              |
| Employment Services Cost Reimbursable Grants - Migrant Housing .....           | ---                                  | 50               | 50               |
| Employment Services Grants - Alien Labor Certification .....                   | 586                                  | 2,403            | 2,403            |
| Employment Services Reemployment Services .....                                | 597                                  | 1,100            | 1,100            |
| Federal Public Employees Occupational Safety and Health Act .....              | 2,096                                | 2,100            | 2,250            |
| Local Veterans' Employment Representatives .....                               | 1,124                                | 1,700            | 1,700            |
| National Council on Aging - Senior Community Services Employment Project ..... | 2,273                                | 3,020            | 3,020            |
| Occupational Informational Coordinating Program .....                          | 11                                   | 175              | 175              |
| Occupational Safety Health Act - On-Site Consultation .....                    | 2,113                                | 2,200            | 2,800            |
| Occupational Safety and Health Administration Data Collection Survey .....     | ---                                  | 74               | 74               |
| Old Age and Survivor Insurance Disability Determination Services .....         | ---                                  | 1,000            | 1,000            |
| One Stop Labor Market Information .....  | 1,040                                | 1,068            | 1,068            |
| Redesigned Occupational Safety and Health (ROSH) .....                         | 300                                  | 269              | 269              |
| Rehabilitation of Supplemental Security Income Beneficiaries .....             | 95                                   | 2,000            | 2,000            |
| Supported Employment .....   | 603                                  | 975              | 975              |
| Technical Assistance Training .....  | ---                                  | 1,700            | 1,700            |
| Technology Related Assistance Project .....                                    | 396                                  | 400              | 400              |
| Trade Adjustment Assistance Project .....                                      | 1,963                                | 4,200            | 4,200            |
| Unemployment Insurance .....   | 139,809                              | 145,892          | 148,637          |
| Vocational Rehabilitation Act of 1973 .....                                    | 48,306                               | 47,943           | 48,825           |
| Work Opportunity Tax Credit .....  | 793                                  | 750              | 750              |
| Workforce Investment Act .....   | 69,423                               | 72,643           | 72,643           |
| Workforce Investment Act Title IIID Discretionary Funding .....                | ---                                  | 4,000            | 4,000            |
| Various Federal Programs and Accruals .....                                    | -19,203                              | 251              | 280              |
|  | <u>344,096</u>                       | <u>400,912</u>   | <u>407,418</u>   |
| Department of Law and Public Safety:   |                                      |                  |                  |
| Anti Trafficking Task Force .....  | 143                                  | 600              | 600              |
| Anti-Gang Initiative .....   | 8                                    | 1,000            | 1,000            |
| Buffer Zone Protection Program .....   | 700                                  | 1,512            | 1,500            |
| Bulletproof Vest Partnership .....   | 716                                  | 850              | 850              |
| Bureau of Justice State Police Communications Grant .....                      | 118                                  | ---              | ---              |
| Challenge Grant .....  | 61                                   | ---              | ---              |
| Chemical Sector Buffer Zone Protection Program .....                           | ---                                  | 5,508            | ---              |
| Child Passenger Protection Education .....                                     | 24                                   | ---              | ---              |
| Child Safety/Child Booster Seats .....   | 50                                   | 2,000            | 3,000            |
| Citizen Corps Program .....  | ---                                  | 520              | 520              |
| Combating Underage Drinking .....  | 244                                  | 350              | 350              |
| Community Oriented Policing Services (COPS) - In Schools .....                 | 679                                  | ---              | ---              |
| Convicted Offender In-House (DNA) .....  | 1,076                                | 850              | 850              |
| Crime Laboratory Improvement Program-National Institute of Justice .....       | 1,526                                | ---              | ---              |
| DNA Capacity Enhancement Program Formula Grant .....                           | 15                                   | 600              | 600              |
| Domestic Marijuana Eradication Suppression Program .....                       | 83                                   | 125              | 125              |
| Domestic Preparedness Equipment .....  | 8,608                                | ---              | ---              |
| Domestic Preparedness Training .....   | 370                                  | ---              | ---              |
| Drunk Driver Prevention .....  | 559                                  | 6,000            | 7,500            |
| Edward Byrne Memorial Grant .....  | 4,683                                | ---              | ---              |
| Emergency Management Performance Grant - Non Terrorism .....                   | 2,480                                | 5,000            | 5,000            |
| Equal Employment Opportunity Commission .....                                  | 458                                  | 400              | 400              |
| Fatality Analysis Reporting System (FARS) .....                                | 136                                  | 161              | 161              |

**SCHEDULE 2  
OTHER REVENUES**  
(thousands of dollars)

|  | -----Fiscal Year Ending June 30----- |                   |                   |
|--|--------------------------------------|-------------------|-------------------|
|  | 2007<br>Actual                       | 2008<br>Estimated | 2009<br>Estimated |
| Flood Disaster Assistance .....  | 7,179                                | ---               | ---               |
| Flood Mitigation Assistance .....  | 565                                  | 3,000             | 3,000             |
| Grants To Encourage Arrest Policies and Enforcement of Protection Orders ..... | 75                                   | ---               | ---               |
| Hazardous Materials Transportation .....                                       | ---                                  | 300               | 300               |
| High Intensity Drug Trafficking Area (HIDTA) .....                             | ---                                  | 50                | 50                |
| Highway Traffic Safety .....   | 6,082                                | 8,882             | 8,982             |
| Homeland Security Grant Program .....  | 8,437                                | 25,000            | 25,170            |
| Housing and Urban Development .....  | 120                                  | ---               | ---               |
| Incident Command .....   | 1,164                                | 1,500             | 1,500             |
| Innovative Seat Belt Use .....   | 103                                  | ---               | ---               |
| Internet Crimes Against Children .....   | 163                                  | 700               | 700               |
| Justice Assistance Grant (JAG) .....   | 5,161                                | 10,000            | 10,000            |
| Juvenile Accountability Incentive Block Grant (JAIBG) .....                    | 2,668                                | 1,200             | 1,230             |
| Juvenile Justice Delinquency Prevention .....                                  | 1,999                                | 2,338             | 2,333             |
| Medicaid Fraud Unit .....  | 2,931                                | 3,729             | 3,420             |
| Metropolitan Medical Response System .....                                     | ---                                  | 400               | ---               |
| Motorcycle Safety .....  | ---                                  | 760               | 1,010             |
| National Criminal History Program - Office of the Attorney General .....       | 615                                  | 1,000             | 500               |
| No Suspect Casework DNA Backlog Reduction Program .....                        | 216                                  | ---               | ---               |
| Northeast Hazardous Waste Project-Resource Conservation and Recovery Act ..... | 101                                  | 128               | 128               |
| Northern Transportation Security Grant Program .....                           | ---                                  | 14,000            | 14,000            |
| Occupant Protection Grant .....  | 1,068                                | 3,000             | 4,500             |
| Paul Coverdell National Forensic Science Improvement .....                     | 171                                  | 297               | 297               |
| Port Security Grant Program - Delaware Bay Sector .....                        | ---                                  | 4,200             | 8,200             |
| Port Security Grant Program - NY/NJ Sector .....                               | 500                                  | 8,000             | 16,000            |
| Pre-Disaster Mitigation Grant (Competitive) .....                              | 1,249                                | 2,500             | 2,500             |
| Prevent Operations of Motor Vehicles by Intoxicated Persons .....              | 425                                  | ---               | ---               |
| Project Safe Neighborhoods .....   | 1,355                                | 1,060             | 1,060             |
| Racial Profiling Prevention .....  | ---                                  | 1,200             | 1,500             |
| Radiological Dispersal Device Protective Measures Program .....                | 1,134                                | ---               | ---               |
| Recreational Boating Safety .....  | 481                                  | 2,500             | 2,500             |
| Residential Treatment for Substance Abuse .....                                | 1,696                                | 1,000             | 1,000             |
| Safety Belt Performance Grants .....   | 368                                  | 7,400             | 9,800             |
| Safety Incentive Grants .....  | 40                                   | ---               | ---               |
| Southern Transportation Security Grant Program .....                           | ---                                  | 4,000             | ---               |
| State Traffic Safety Information System .....                                  | ---                                  | 3,000             | 4,500             |
| Title V Funding .....  | 420                                  | 1,500             | 1,500             |
| Truth In Sentencing Incentive Grant .....                                      | 324                                  | ---               | ---               |
| Urban Area Security Initiative .....   | 4,803                                | 38,000            | 38,500            |
| Victim Assistance Grants .....   | 13,438                               | 12,000            | 12,000            |
| Victim Compensation Award .....  | 12,173                               | 7,000             | 6,000             |
| Violence Against Women Act-Criminal Justice .....                              | 4,163                                | 4,000             | 4,000             |
| Various Federal Programs and Accruals .....                                    | 38,606                               | 444               | 444               |
|  | <u>142,730</u>                       | <u>199,564</u>    | <u>209,080</u>    |
| Department of Military and Veterans' Affairs:                                  |                                      |                   |                   |
| Administrative Services Activities .....                                       | 10                                   | 55                | 60                |
| Antiterrorism Program Manager .....  | ---                                  | 220               | 75                |
| Armory Renovations and Improvements .....                                      | 2,858                                | 2,487             | 3,517             |
| Army Facilities Service Contracts .....  | 2,793                                | 2,500             | 2,695             |
| Army National Guard Electronic Security System .....                           | 49                                   | 300               | 300               |
| Army National Guard Statewide Security Agreement .....                         | 637                                  | 500               | 500               |
| Army National Guard Sustainable Range Program .....                            | 216                                  | 100               | 150               |
| Army National Guard Transportation .....                                       | ---                                  | 2                 | ---               |
| Army Training and Technology Lab .....   | 809                                  | 800               | 920               |
| Atlantic City Air Base - Service Contracts .....                               | 1,799                                | 2,888             | 3,065             |
| Atlantic City Environmental .....  | 33                                   | 60                | 116               |
| Atlantic City Operations and Maintenance .....                                 | 85                                   | 75                | 130               |
| Atlantic City Sustainment, Restoration and Modernization .....                 | 31                                   | 550               | 580               |
| BG Doyle Cemetery - Section R .....  | 1,663                                | ---               | ---               |
| Brigadier General Doyle Memorial Cemetery Building Project .....               | 3,442                                | 8,000             | 2,000             |
| Combined Logistics Facility .....  | 2,525                                | 10,000            | ---               |
| Coyle Field Atlantic City .....  | ---                                  | 24                | 24                |
| Design and Construction of the Vineland Memorial Veterans' Home .....          | 899                                  | ---               | ---               |
| Dining Facility Operations .....   | 66                                   | 150               | 150               |
| Doyle Section L Water .....  | 99                                   | ---               | ---               |
| Facilities Support Contract .....  | 8,431                                | 6,500             | 6,625             |
| Federal Distance Learning Program .....  | 265                                  | 150               | 150               |
| Fire Fighter/Crash Rescue Service Cooperative Funding Agreement .....          | 1,278                                | 1,650             | 1,686             |
| Hazardous Waste Environmental Protection Program .....                         | 710                                  | 325               | 325               |
| McGuire Air Force Base - Service Contracts .....                               | 2,346                                | 2,080             | 2,340             |

**SCHEDULE 2  
OTHER REVENUES**  
(thousands of dollars)

|  | -----Fiscal Year Ending June 30----- |                   |                   |
|--|--------------------------------------|-------------------|-------------------|
|  | 2007<br>Actual                       | 2008<br>Estimated | 2009<br>Estimated |
| McGuire Air Force Base Environmental .....                                       | 55                                   | 60                | 62                |
| McGuire Operations and Maintenance .....   | 34                                   | 90                | 90                |
| Medicare Part A Receipts for Resident Care and Operational Costs .....           | 5,047                                | 5,700             | 5,700             |
| National Guard Communications Agreement .....                                    | 1,232                                | 780               | 780               |
| Natural and Cultural Resources Management .....                                  | 3                                    | 5                 | 5                 |
| New Jersey National Guard Challenge Youth Program .....                          | 1,750                                | 3,217             | 2,545             |
| New Jersey National Guard Counter Drug Program Interservice State-Federal .....  | 4                                    | ---               | ---               |
| Training and Equipment - Pool Sites .....  | 631                                  | 450               | 450               |
| Transitional Housing .....   | 215                                  | 360               | 360               |
| Veterans Haven Life Safety Code Rehabilitation - VA grant .....                  | 14                                   | ---               | ---               |
| Veterans' Education Monitoring .....   | 450                                  | 588               | 690               |
| Warren Grove Sustainment Restoration & Modernization .....                       | 4                                    | 5                 | 6                 |
| Warren Grove/Coyle Field .....   | 84                                   | 40                | 50                |
| Various Federal Programs and Accruals .....                                      | -8,159                               | 74                | 62                |
|  | <u>32,408</u>                        | <u>50,785</u>     | <u>36,208</u>     |
| Department of the Public Advocate:   |                                      |                   |                   |
| Guardianship Program .....   | ---                                  | 223               | 223               |
|  | <u>---</u>                           | <u>223</u>        | <u>223</u>        |
| Department of State:   |                                      |                   |                   |
| Accessibility Leadership Grant .....   | 30                                   | ---               | ---               |
| Americorps Grants .....  | 6,135                                | 5,060             | 4,370             |
| Election Assistance for Persons with Disabilities .....                          | 52                                   | 300               | 300               |
| Gaining Early Awareness and Readiness for Undergraduate Programs (GEAR UP) ..... | 1,546                                | 3,500             | 3,500             |
| Leveraging Educational Assistance Partnership .....                              | 2,117                                | 1,828             | 1,828             |
| National Endowment for the Arts Partnership .....                                | 713                                  | 760               | 800               |
| National Endowment for the Humanities Grant .....                                | ---                                  | 715               | ---               |
| National Health Service Corps - Student Loan Repayment Program .....             | 118                                  | ---               | ---               |
| National Telecommunications Information Agency .....                             | 312                                  | 625               | 600               |
| Save America's Treasures Grant .....   | 134                                  | ---               | ---               |
| Student Loan Administrative Cost Deduction and Allowance .....                   | 17,130                               | 22,225            | 22,918            |
| Various Federal Programs and Accruals .....                                      | -189                                 | ---               | ---               |
|  | <u>28,098</u>                        | <u>35,013</u>     | <u>34,316</u>     |
| Department of Transportation:  |                                      |                   |                   |
| Airport Fund .....   | 199                                  | 10,000            | 5,000             |
| Commercial Drivers' License Program .....  | ---                                  | 1,410             | 1,410             |
| Commercial Vehicle Information Systems and Networks .....                        | ---                                  | 1,192             | 1,192             |
| Highway Planning and Research .....  | 14,285                               | 18,200            | 18,600            |
| Homeland Security .....  | 167                                  | ---               | ---               |
| Metropolitan Planning Funds .....  | 10,913                               | 11,500            | 12,200            |
| Motor Carrier Safety Assistance Program .....                                    | 10,125                               | 16,631            | 17,066            |
| NJ Transportation Planning Assistance .....                                      | ---                                  | 4,800             | 4,600             |
| National Boating Infrastructure Program .....                                    | 47                                   | ---               | ---               |
| New Jersey Maritime Program .....  | ---                                  | 1,600             | 1,600             |
| Odometer Fraud Grant .....   | ---                                  | 30                | 30                |
| Performance & Registration Information Systems Management .....                  | ---                                  | 459               | 459               |
| Supportive Services Highway Construction Training Program .....                  | ---                                  | 500               | 500               |
|  | <u>35,736</u>                        | <u>66,322</u>     | <u>62,657</u>     |
| Department of the Treasury:  |                                      |                   |                   |
| Diamond Shamrock Oil Overcharge Settlement .....                                 | ---                                  | 717               | 717               |
| Division of Gas Expansion .....  | 574                                  | 600               | 600               |
| NJ Partnership for the National Map .....  | 495                                  | ---               | ---               |
| State Energy Conservation Program .....  | ---                                  | 2,671             | 2,675             |
| Various Federal Programs and Accruals .....                                      | 949                                  | 200               | 200               |
|  | <u>2,018</u>                         | <u>4,188</u>      | <u>4,192</u>      |
| Judicial Branch--  |                                      |                   |                   |
| The Judiciary:   |                                      |                   |                   |
| Essex Family Drug Court .....  | ---                                  | 450               | ---               |
| Juvenile Drug Court Grant .....  | 158                                  | ---               | ---               |
| Sussex Family Drug Court .....   | ---                                  | 450               | ---               |
| Various Federal Programs and Accruals .....                                      | 629                                  | 1,535             | 1,535             |
|  | <u>787</u>                           | <u>2,435</u>      | <u>1,535</u>      |
| <i>Total Federal</i> .....   | <u>7,855,682</u>                     | <u>8,647,652</u>  | <u>8,687,951</u>  |

**SCHEDULE 2  
OTHER REVENUES**  
(thousands of dollars)

|   | -----Fiscal Year Ending June 30----- |                   |                   |
|---|--------------------------------------|-------------------|-------------------|
|   | 2007<br>Actual                       | 2008<br>Estimated | 2009<br>Estimated |
| <b>Revolving:</b>   |                                      |                   |                   |
| Legislature:  |                                      |                   |                   |
| Various Revolving Funds .....   | 7                                    | ---               | ---               |
| Executive Branch--  |                                      |                   |                   |
| Department of Community Affairs:  |                                      |                   |                   |
| Administration and Support Services .....                                     | 511                                  | 650               | 650               |
| Housing Services .....  | 35                                   | 495               | 495               |
| Liquid Petroleum Gas Education and Safety Board .....                         | 144                                  | 394               | 315               |
| Uniform Construction Code .....   | 10,971                               | 9,690             | 9,690             |
| Various Revolving Funds .....   | 62                                   | ---               | ---               |
|   | 11,723                               | 11,229            | 11,150            |
| Department of Corrections:  |                                      |                   |                   |
| Culinary Arts Vocational Program .....  | 99                                   | 135               | 135               |
| Farm Operations .....   | 11,659                               | 10,950            | 11,130            |
| Institutional Care and Treatment .....  | 342                                  | 500               | 500               |
| State Use .....   | 18,794                               | 19,500            | 18,750            |
|   | 30,894                               | 31,085            | 30,515            |
| Department of Education:  |                                      |                   |                   |
| Administration and Support Services .....                                     | 2,201                                | 1,720             | 1,720             |
| General Education Development .....   | 342                                  | 350               | 350               |
| Professional Development and Licensure .....                                  | 328                                  | 199               | 199               |
|   | 2,871                                | 2,269             | 2,269             |
| Department of Environmental Protection:                                       |                                      |                   |                   |
| Administration and Support Services .....                                     | 170                                  | 100               | 127               |
| Pesticide Control .....   | 285                                  | 290               | 300               |
| Publicly-Funded Site Remediation .....  | 128                                  | ---               | ---               |
|   | 583                                  | 390               | 427               |
| Department of Health and Senior Services:                                     |                                      |                   |                   |
| Administration and Support Services .....                                     | 6,561                                | 5,747             | 6,200             |
| Laboratory Services .....   | 9,204                                | 11,500            | 13,166            |
|   | 15,765                               | 17,247            | 19,366            |
| Department of Human Services:   |                                      |                   |                   |
| Administration and Support Services .....                                     | 1,019                                | 903               | 903               |
| Income Maintenance Management .....   | 6,725                                | 5,525             | 5,525             |
|   | 7,744                                | 6,428             | 6,428             |
| Department of Labor and Workforce Development:                                |                                      |                   |                   |
| Administration and Support Services .....                                     | 916                                  | ---               | ---               |
| Planning and Analysis .....   | 31                                   | ---               | ---               |
|   | 947                                  | ---               | ---               |
| Department of Law and Public Safety:  |                                      |                   |                   |
| Criminal Justice .....  | 200                                  | 275               | 275               |
| State Police Operations .....   | 13                                   | ---               | ---               |
|   | 213                                  | 275               | 275               |
| Department of State:  |                                      |                   |                   |
| Museum Services .....   | 15                                   | ---               | ---               |
| Records Management .....  | 574                                  | 200               | 465               |
|   | 589                                  | 200               | 465               |
| Department of Transportation:   |                                      |                   |                   |
| Administration and Support Services .....                                     | 347                                  | ---               | ---               |
| Department of the Treasury:   |                                      |                   |                   |
| Adjudication of Administrative Appeals .....                                  | 3                                    | 895               | 895               |
| Automotive Services .....   | 29,304                               | 25,957            | 25,957            |
| Capitol Post Office .....   | 1,733                                | 1,648             | 1,648             |
| Escrow - Construction Management Services .....                               | 1,353                                | ---               | ---               |
| Office of Information Technology .....  | 102,782                              | ---               | ---               |
| Printing Services .....   | 2,099                                | 2,324             | 2,324             |
| Property Management and Construction - Construction Management Services ..... | 3,022                                | 4,425             | 4,425             |
| Public Information Services .....   | 1,430                                | 1,001             | 1,001             |
| Purchasing and Inventory Management .....                                     | 47,435                               | 50,920            | 50,920            |
|   | 189,161                              | 87,170            | 87,170            |
| <i>Total Revolving</i> .....  | 260,844                              | 156,293           | 158,065           |
| <b>Total Other Revenues General Fund</b> .....                                | <b>11,252,435</b>                    | <b>12,271,539</b> | <b>12,260,154</b> |

**SCHEDULE 2  
OTHER REVENUES**  
(thousands of dollars)

|  | -----Fiscal Year Ending June 30----- |                   |                   |
|--|--------------------------------------|-------------------|-------------------|
|  | 2007                                 | 2008              | 2009              |
|  | Actual                               | Estimated         | Estimated         |
| <b>SPECIAL TRANSPORTATION FUND</b>                               |                                      |                   |                   |
| <b>General:</b>  |                                      |                   |                   |
| County and Other Shared Projects .....                           | 1,325                                | ---               | ---               |
| Transportation Trust Fund - Local Highway Facilities .....       | 154,362                              | 172,001           | 175,000           |
| Transportation Trust Fund - Public Transportation Projects ..... | 670,132                              | 625,000           | 625,000           |
| Transportation Trust Fund - State Highway Projects .....         | 616,888                              | 802,999           | 800,000           |
|  | 1,442,707                            | 1,600,000         | 1,600,000         |
| <b>Federal:</b>  |                                      |                   |                   |
| Federal Highway Administration / Other .....                     | 903,706                              | 960,772           | 913,260           |
| <i>Total Special Transportation Fund</i> .....                   | <i>2,346,413</i>                     | <i>2,560,772</i>  | <i>2,513,260</i>  |
| <b>TOTAL OTHER REVENUES</b> .....                                | <b>13,598,848</b>                    | <b>14,832,311</b> | <b>14,773,414</b> |

**SCHEDULE 3  
EXPENDITURES BUDGETED**  
(thousands of dollars)

|  | -----Fiscal Year Ending June 30----- |                   |                   |
|--|--------------------------------------|-------------------|-------------------|
|  | 2007                                 | 2008              | 2009              |
|  | Actual                               | Estimated         | Estimated         |
| <b>GENERAL FUND</b>  |                                      |                   |                   |
| <b>Legislative Branch</b>                                      |                                      |                   |                   |
| Senate .....   | 11,565                               | 11,959            | 11,959            |
| General Assembly .....   | 18,779                               | 18,402            | 18,402            |
| Office of Legislative Services .....                           | 30,961                               | 30,797            | 29,958            |
| Legislative Commissions .....                                  | 5,998                                | 6,205             | 6,205             |
| State Capitol Joint Management Commission .....                | 10,446                               | 9,001             | 9,001             |
| Clean Ocean and Shore Trust Committee .....                    | 75                                   | 144               | 144               |
|  | <u>77,824</u>                        | <u>76,508</u>     | <u>75,669</u>     |
| <b>Executive Branch</b>  |                                      |                   |                   |
| Chief Executive .....  | 5,275                                | 5,428             | 5,293             |
| Department of Agriculture .....                                | 28,277                               | 26,673            | 22,878            |
| Department of Banking and Insurance .....                      | 68,336                               | 72,127            | 70,340            |
| Department of Children and Families .....                      | 946,164                              | 1,080,910         | 1,075,703         |
| Department of Community Affairs .....                          | 292,203                              | 187,282           | 160,340           |
| Department of Corrections .....                                | 1,132,063                            | 1,184,028         | 1,149,298         |
| Department of Education .....                                  | 924,773                              | 1,029,104         | 1,108,946         |
| Department of Environmental Protection .....                   | 457,232                              | 470,783           | 411,109           |
| Department of Health and Senior Services .....                 | 1,360,376                            | 1,485,661         | 1,306,309         |
| Department of Human Services .....                             | 4,667,325                            | 4,808,782         | 4,728,332         |
| Department of Labor and Workforce Development .....            | 167,693                              | 136,230           | 135,927           |
| Department of Law and Public Safety .....                      | 648,491                              | 588,234           | 538,898           |
| Department of Military and Veterans' Affairs .....             | 95,767                               | 96,677            | 93,447            |
| Department of Personnel .....                                  | 27,214                               | 22,824            | 20,597            |
| Department of the Public Advocate .....                        | 15,493                               | 20,357            | 17,466            |
| Department of State .....                                      | 1,234,145                            | 1,344,252         | 1,229,820         |
| Department of Transportation .....                             | 1,297,862                            | 1,297,051         | 1,335,604         |
| Department of the Treasury .....                               | 1,465,210                            | 1,566,588         | 1,475,318         |
| Miscellaneous Commissions .....                                | 1,424                                | 1,456             | 1,456             |
|  | <u>14,835,323</u>                    | <u>15,424,447</u> | <u>14,887,081</u> |
| <b>Interdepartmental Accts</b>                                 |                                      |                   |                   |
| Inter-Departmental Services .....                              | 674,202                              | 757,517           | 673,428           |
| Employee Benefits .....  | 2,357,412                            | 2,500,993         | 2,537,345         |
| Other Interdepartmental Accounts .....                         | 56,346                               | 14,143            | 4,175             |
| Salary Increases and Other Benefits .....                      | 10,488                               | 13,900            | 91,793            |
|  | <u>3,098,448</u>                     | <u>3,286,553</u>  | <u>3,306,741</u>  |
| <b>Judicial Branch</b>   |                                      |                   |                   |
| The Judiciary .....  | 576,492                              | 629,131           | 636,167           |
|  | <u>576,492</u>                       | <u>629,131</u>    | <u>636,167</u>    |
| <b>Total General Fund</b> .....                                | <b>18,588,087</b>                    | <b>19,416,639</b> | <b>18,905,658</b> |
| <b>CASINO CONTROL FUND - DIRECT STATE SERVICES</b>             |                                      |                   |                   |
| Department of Law and Public Safety .....                      | 43,590                               | 45,999            | 45,999            |
| Department of the Treasury .....                               | 29,473                               | 29,440            | 29,440            |
| <b>Total Casino Control Fund - Direct State Services</b> ..... | <b>73,063</b>                        | <b>75,439</b>     | <b>75,439</b>     |
| <b>CASINO REVENUE FUND</b>                                     |                                      |                   |                   |
| Department of Health and Senior Services .....                 | 259,630                              | 260,679           | 259,819           |
| Department of Human Services .....                             | 162,972                              | 112,844           | 130,457           |
| Department of Labor and Workforce Development .....            | 2,440                                | 2,440             | 2,440             |
| Department of Law and Public Safety .....                      | 6                                    | 92                | 92                |
| Department of Transportation .....                             | 34,930                               | 36,928            | 33,018            |
| <b>Total Casino Revenue Fund</b> .....                         | <b>459,978</b>                       | <b>412,983</b>    | <b>425,826</b>    |
| <b>GUBERNATORIAL ELECTIONS FUND - GRANTS-IN-AID</b>            |                                      |                   |                   |
| Department of Law and Public Safety .....                      | ---                                  | ---               | 5,080             |
| <b>PROPERTY TAX RELIEF FUND</b>                                |                                      |                   |                   |
| Department of Community Affairs .....                          | 976,751                              | 1,120,572         | 964,378           |
| Department of Education .....                                  | 9,411,057                            | 10,014,012        | 10,528,816        |
| Department of Environmental Protection .....                   | 9,068                                | 9,828             | 10,000            |
| Department of the Treasury .....                               | 1,299,088                            | 2,569,866         | 2,053,406         |
| <b>Total Property Tax Relief Fund</b> .....                    | <b>11,695,964</b>                    | <b>13,714,278</b> | <b>13,556,600</b> |
| <b>GRAND TOTAL EXPENDITURES BUDGETED</b> .....                 | <b>30,817,092</b>                    | <b>33,619,339</b> | <b>32,968,603</b> |

**SCHEDULE 4**  
**EXPENDITURES NOT BUDGETED**  
(thousands of dollars)

|   | -----Fiscal Year Ending June 30----- |                   |                   |
|---|--------------------------------------|-------------------|-------------------|
|   | 2007                                 | 2008              | 2009              |
|   | Actual                               | Estimated         | Estimated         |
| <b>GENERAL FUNDS</b>                                |                                      |                   |                   |
| <b>Dedicated Funds</b>                              |                                      |                   |                   |
| Chief Executive .....                               | 623                                  | 900               | 900               |
| Department of Agriculture .....                     | 9,474                                | 11,115            | 10,461            |
| Department of Banking and Insurance .....           | 25,124                               | 832               | 832               |
| Department of Children and Families .....           | 57,868                               | 58,013            | 57,544            |
| Department of Community Affairs .....               | 164,435                              | 116,557           | 117,360           |
| Department of Corrections .....                     | 27,680                               | 24,706            | 25,014            |
| Department of Education .....                       | 12,145                               | 14,138            | 15,365            |
| Department of Environmental Protection .....        | 30,947                               | 72,942            | 71,786            |
| Department of Health and Senior Services .....      | 256,267                              | 285,381           | 287,874           |
| Department of Human Services .....                  | 701,949                              | 816,966           | 719,196           |
| Department of Labor and Workforce Development ..... | 159,203                              | 204,930           | 207,634           |
| Department of Law and Public Safety .....           | 216,272                              | 257,123           | 286,078           |
| Department of Military and Veterans' Affairs .....  | 136                                  | 3,951             | 3,927             |
| Department of Personnel .....                       | ---                                  | 3,200             | 3,200             |
| Department of the Public Advocate .....             | 317                                  | 1,533             | 558               |
| Department of State .....                           | 46,032                               | 23,825            | 23,337            |
| Department of Transportation .....                  | 324,879                              | 303,856           | 300,463           |
| Department of the Treasury .....                    | 1,139,688                            | 1,204,903         | 1,218,715         |
| Interdepartmental Accounts .....                    | 61                                   | 3,500             | 3,500             |
| The Judiciary .....                                 | 60,210                               | 59,223            | 60,394            |
| <i>Total Dedicated Funds</i> .....                  | <u>3,233,310</u>                     | <u>3,467,594</u>  | <u>3,414,138</u>  |
| <b>Federal Funds</b>                                |                                      |                   |                   |
| Department of Agriculture .....                     | 271,295                              | 328,390           | 353,470           |
| Department of Banking and Insurance .....           | 170                                  | ---               | ---               |
| Department of Children and Families .....           | 346,493                              | 385,559           | 376,545           |
| Department of Community Affairs .....               | 337,651                              | 321,860           | 317,556           |
| Department of Corrections .....                     | 9,044                                | 10,281            | 9,088             |
| Department of Education .....                       | 832,047                              | 796,823           | 846,099           |
| Department of Environmental Protection .....        | 46,725                               | 228,422           | 186,101           |
| Department of Health and Senior Services .....      | 1,531,169                            | 1,673,791         | 1,626,609         |
| Department of Human Services .....                  | 3,820,472                            | 4,018,827         | 4,088,691         |
| Department of Labor and Workforce Development ..... | 369,409                              | 428,917           | 435,423           |
| Department of Law and Public Safety .....           | 106,660                              | 206,285           | 215,620           |
| Department of Military and Veterans' Affairs .....  | 31,828                               | 50,785            | 36,208            |
| Department of Personnel .....                       | 325                                  | ---               | ---               |
| Department of the Public Advocate .....             | 994                                  | 1,650             | 1,650             |
| Department of State .....                           | 32,096                               | 35,587            | 34,816            |
| Department of Transportation .....                  | 25,743                               | 61,656            | 57,991            |
| Department of the Treasury .....                    | 3,815                                | 5,416             | 5,420             |
| Interdepartmental Accounts .....                    | 197                                  | ---               | ---               |
| The Judiciary .....                                 | 81,358                               | 93,403            | 96,664            |
| <i>Total Federal Funds</i> .....                    | <u>7,847,491</u>                     | <u>8,647,652</u>  | <u>8,687,951</u>  |
| <b>Revolving Funds</b>                              |                                      |                   |                   |
| Legislature .....                                   | 7                                    | ---               | ---               |
| Department of Community Affairs .....               | 12,104                               | 11,229            | 11,150            |
| Department of Corrections .....                     | 32,334                               | 31,085            | 30,515            |
| Department of Education .....                       | 2,424                                | 2,269             | 2,269             |
| Department of Environmental Protection .....        | 799                                  | 390               | 427               |
| Department of Health and Senior Services .....      | 13,052                               | 17,247            | 19,366            |
| Department of Human Services .....                  | 6,695                                | 6,428             | 6,428             |
| Department of Labor and Workforce Development ..... | 396                                  | ---               | ---               |
| Department of Law and Public Safety .....           | 181                                  | 275               | 275               |
| Department of State .....                           | 534                                  | 200               | 465               |
| Department of Transportation .....                  | 397                                  | ---               | ---               |
| Department of the Treasury .....                    | 85,450                               | 87,170            | 87,170            |
| <i>Total Revolving Funds</i> .....                  | <u>154,373</u>                       | <u>156,293</u>    | <u>158,065</u>    |
| <i>Total Expenditures General Fund</i> .....        | <u>11,235,174</u>                    | <u>12,271,539</u> | <u>12,260,154</u> |
| <b>SPECIAL TRANSPORTATION TRUST FUND</b>            |                                      |                   |                   |
| General .....                                       | 2,264,715                            | 2,560,772         | 2,513,260         |
| <b>GRAND TOTAL EXPENDITURES NOT BUDGETED</b> .....  | <u>13,499,889</u>                    | <u>14,832,311</u> | <u>14,773,414</u> |